



 BRADY®

Solutions for **hazardous energy control**

LOCKOUT / TAGOUT

About BRADY



Once you have worked with BRADY, our name will stick with you, (just like our labels) because BRADY is one of the world's leading labelling and identification specialists.

Innovative

At BRADY we continue to improve. We have many customers from all industries, and we strive to be ahead of their needs by continuing to invest in research for even more performant solutions. By developing more user-friendly and efficient concepts, we give our thousands of customers the best in the market.

Strength

At BRADY, we believe our biggest strength is the wide range of identification and safety solutions we can offer our customers, whether it's labelling the smallest component or complete signage for an entire warehouse. We're also proud to offer many products and services - from printers, scanners and software to service contracts and on-site training - that compliment any identification job. And don't forget, our wide network of expert distributors can always offer you a tailor-made solution to meet your specific requirements.

Trust

For over a hundred years, BRADY has been connected with quality, trust and stability. We demand the best for your products and services, because we know, better than anyone, the importance of good and reliable identification. Identification looks like a small detail, but every professional knows that this kind of detail is crucial to any business.

Inform

We also have specialised dealers in your region, who can answer all your identification, safety and labelling questions, specific to your activity. They will be happy to provide you with all kinds of options and solutions with no obligation.

Microsoft is a trademark of Microsoft Corporation, Bluetooth is a trademark of Bluetooth Sig, Inc., Android is a trademark of Google Inc.



Brady products are sold on the condition that the purchaser will test them in actual use and determine for himself/herself their suitability to his/her intended purpose. Brady warrants to the purchaser that Brady products are free from defects in material and workmanship but limits its obligation under this warranty to the replacement of the product which has been shown to Brady's satisfaction to have been defective at the time of its purchase.

The warranty does not extend to any persons who have acquired the product from the purchaser. It is in lieu of any other warranty, including every warranty of sale-ability, marketability or suitability for the intended purpose, and is also in lieu of any other obligation or liability on the part of Brady.

Under no circumstances will Brady be liable for losses, damage, costs or subsequent damage of whatever nature which may arise in connection with the use of, or inability to use, Brady's products.

Lockout / Tagout

Solutions for hazardous energy control

The Brady Advantage

When it comes to identification, safety and compliance, there's a clear advantage to working with Brady. We put our customers first in everything we do.

Our goal is to give you an unrivalled customer experience. We are relentlessly committed to performance and excellence - in our products, services and people.

Our products and solutions perform in ways that others simply can't match. Our people perform in ways that regularly exceed your expectations. And our focus and discipline work toward solid, long-term performance for our customers.

In short, Brady is the company you trust when performance matters most.

Learn more about the Brady Advantage at: www.bradyeurope.com

Contents

5	Why and how to implement a lockout/tagout program
17	Padlocks
41	Lock boxes and padlock centres
49	Lockout devices
50	Cable lockout devices
54	Universal valve lockout
55	Ball valve lockouts
57	Gate valve lockouts
59	Butterfly valve lockouts
60	Pipe blind lockout
61	Gas and airline lockouts
62	Electrical risk
70	Confined space safety covers
71	Hasps, kits, bags, stations, tags, labels and printers
72	Hasps
75	Lockout kits
81	Lockout pouches & bags
83	Lockout stations & boards
85	Tagout
93	Sign and label printers
100	Breaker compatibility overview



Go for zero



“A co-worker dies, and 160 others have a work-related accident, every 15 seconds. (International Labour Organisation, 2015)
 Workplaces claim more than 2.3 million deaths per year, including 350,000 fatal accidents and close to 2 million life ending work-related diseases.
 In addition, 313 million accidents happen on the job every year, 268 million of those resulting in at least 3 days absence from work. ILO estimates the cost of work accidents & professional diseases indemnities and absences to 4% of the world GDP. Workplace accidents not only impact companies (Figure 1) but also people’s lives and the overall health of the available workforce. (Figure 2)

Figure 1: Economic effects of safety and health at company level

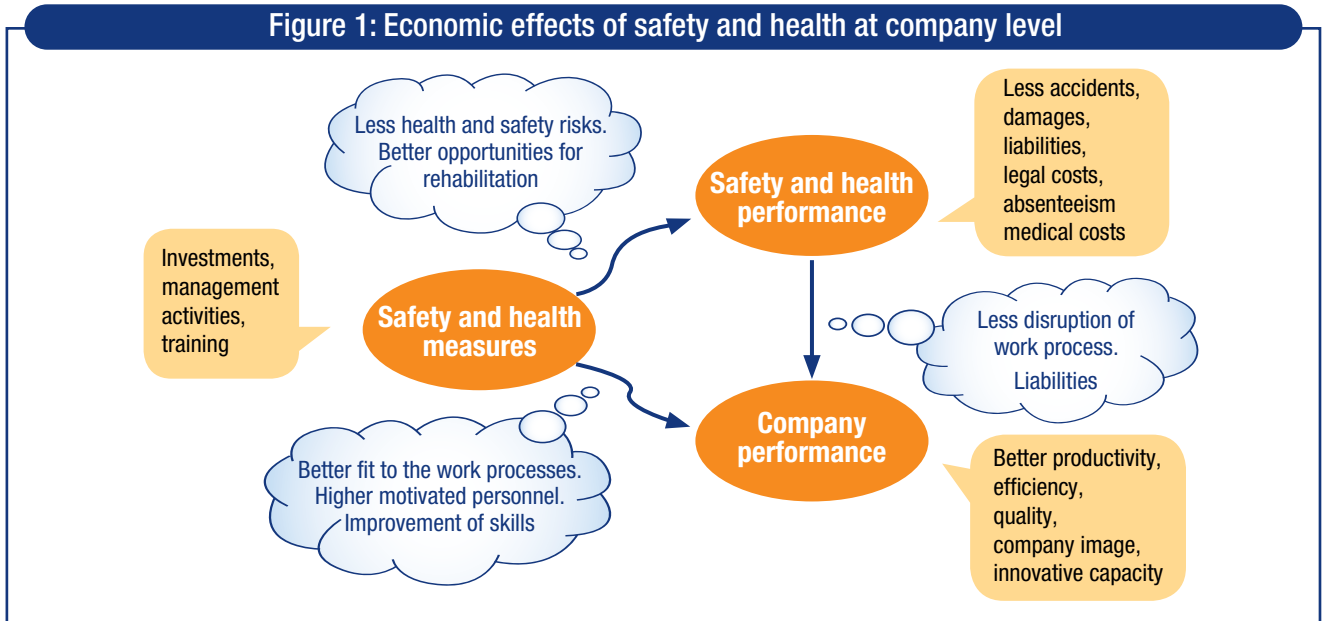
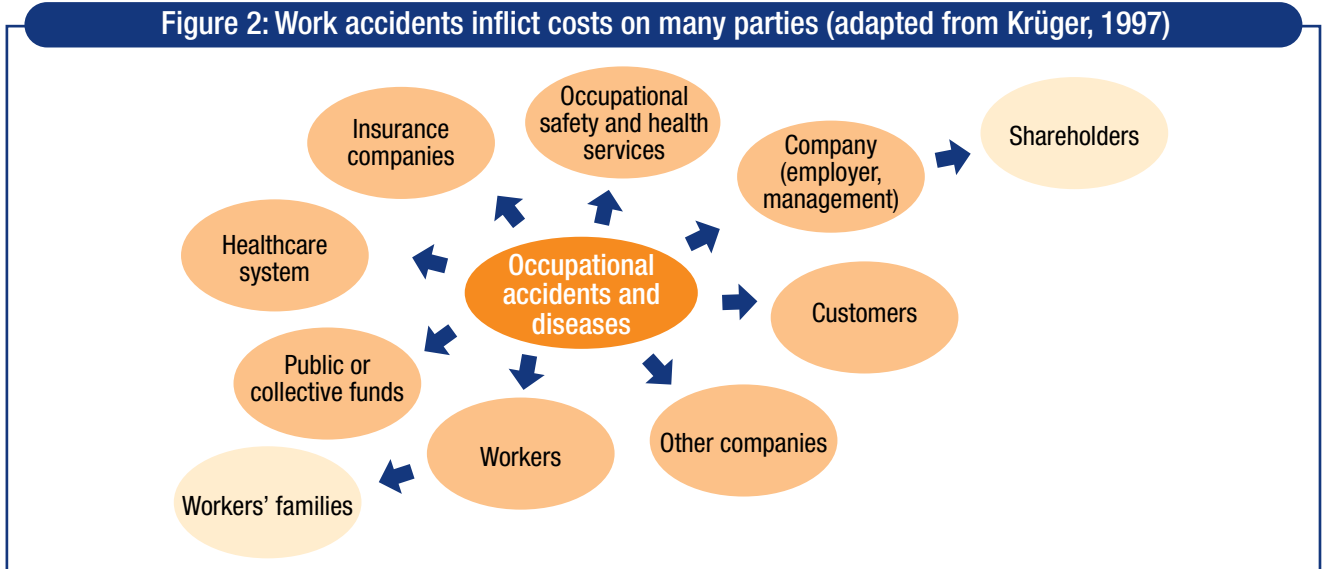


Figure 2: Work accidents inflict costs on many parties (adapted from Krüger, 1997)



Source: Inventory of socioeconomic costs of work accidents, Joss Mossnik, Marc de Greef, 2002

Throughout the world, companies are starting to meet the workplace safety challenge with intensive ‘Go for Zero’-strategies, expressing their unwavering ambition to reduce workplace accidents. Brady, a worldwide manufacturer and supplier of Safety Solutions, supports ‘Go for Zero’-strategies with a broad range of quality products, including on-site printable safety signage, custom signs, pipe markers, spill control and Lockout/Tagout.

In this brochure, you can look through our solutions for maintenance related accident prevention. Solutions related to other activities can be found in our other safety solutions brochures.



Why and how to implement a lockout/tagout program

Use this reference guide to gain a better understanding of Lockout/Tagout procedures. More in-depth information regarding padlocks, lockout devices and tags can be found throughout the catalogue.

- 6 What is lockout/tagout & why work with Brady?
- 6 Lockout/tagout - global best practice training movie
- 7 Why implement a lockout/tagout program?
- 7 Brady's complete LO/TO solution
- 8 Efficient lockout program in 4 steps
- 10 Respecting legal requirements
- 12 ATEX certification
- 13 Safety software & services
- 16 Effective control of hazardous energy



Why and how to implement a lockout/tagout program

What is lockout/tagout?

Lockout / Tagout is a planned safety procedure which involves turning off the energy supply of industrial machinery and equipment whilst maintenance work or repairs are being carried out. This procedure protects workers from the risks posed by live machinery or electricity.


LO/TO SAVES LIVES!

Why work with Brady?

Brady is the global leader in Lockout/Tagout solutions.

Brady was the first to respond to the new OSHA legislation in the U.S. in 1990, and has maintained its position as a leading Lockout solutions provider ever since. Today, Brady offers a comprehensive package for Lockout/Tagout compliance.

Increasing demand for advanced safety solutions in Europe and MEA countries has driven our R&D as well as know-how to become the best-in-class LO/TO complete solution provider.



Lockout/tagout - global best practice training movie

This instructional program is designed to inform and train organisational safety leaders, as well as employees who may be exposed to hazardous equipment energies. It will help employers to develop and improve their company's Lockout / Tagout program. It is also extremely beneficial for all employees who shut down and service equipment, instructing them how to avoid accidents and remain safe on the job.

Highly comprehensive content

The product's composition is as follows:

- The Movie
- A Quick Start Guide
- An Instructor's Guide
- An Employee Quiz



The Employee quiz can be used at the end of the training program. It allows to test the employee's knowledge after the training session and facilitates a discussion. A padlock engraved "LOTO saves lives" is included in the product box.

All parts are available electronically on a USB key (Quick Start is also available in a hard copy format), and accessible in 10 different languages for EMEA: English, French, German, Dutch, Spanish, Italian, Portuguese, Turkish, Polish and Russian.

Order Reference	Description
833918	Lockout / Tagout – Global Best Practice Training Movie. Reduce work accidents!

Why and how to implement a lockout/tagout program

Why implement a lockout/tagout program?

Reduced accident rates and injury costs

EU Figures show that 10 to 15% of all fatal accidents at work and 15 to 20% of all accidents are connected with maintenance. Common injuries include fractures, lacerations, amputations, burns and shocks. Due to the serious nature of many maintenance accidents, injury-related costs can be exorbitant.



Less downtime, higher productivity

A well-organised LO/TO program that includes clearly labelled energy sources, easy-to-follow procedures, and readily accessible lockout tools can greatly speed up maintenance and servicing activities. Workers can avoid time-consuming tasks such as tracing pipelines and electrical circuits in order to verify the appropriate energy control points. As a result, maintenance work is completed more efficiently, downtime is reduced and machinery is kept running at peak performance levels.



Reduced indirect costs

Accidents can have a significant impact on work scheduling and productivity at the affected job site. The unexpected start up of equipment can also cause extensive damage to the machinery itself, adding the expense of equipment repairs and replacement to the total cost involved.



Best Safety Practice

Lockout/tagout has become globally recognised as best safety practice for many industries and is a legal requirement in the US.



Brady's complete LO/TO solution

Complete attitude to effective energy control via audit, identification of energy points, selection and purchasing of proper devices, elaboration of instructions, training and implementation.



BRADY COMPLETE LO/TO SOLUTION

Site survey and
Safety consulting

Energy control
identification

Proper LO/TO
devices selection

Work instruction
preparation
assistance

Staff training
and awareness
tools



LINK360[®]
SAFETY SOFTWARE

Safety software and services
Visualise and manage your safety procedures



Efficient lockout program in 6 Steps

Follow the BEST GLOBAL PRACTICE plan for creating an efficient lockout program:



1 Create a Lockout/Tagout policy

The first step to Lockout/Tagout success is developing and documenting an equipment energy control policy. A written lockout policy document establishes and explains the elements of your Lockout/Tagout programme. It's important to take into account international standards, relevant laws, industry regulations, and your specific working environment to create a highly relevant procedure. Best practices call for a collaborative effort from all relevant organisational levels, and for an annual review that keeps the policy up-to-date.



2 Establish machine specific procedures

Lockout procedures should be formally documented and clearly identify the equipment covered. They should detail the specific steps necessary for shutting down, isolating, blocking and securing equipment to control hazardous energy, as well as steps for the placement, try-out, removal and transfer of Lockout/ Tagout tools. Brady Safety Engineers can help create best practice machine specific lockout procedures, including photos of relevant energy isolation points.



3 Identify all energy control points

Locate and identify all energy isolation points — valves, switches, breakers and plugs — with permanently placed and standardised labels or tags. Keep in mind that these labels and tags should be consistent with the machine-specific Lockout/Tagout procedures from Step 2. Our Safety Engineers can visit you on-site to help identify all energy isolation points per machine.



BradyPrinter S3100
SIGN & LABEL PRINTER

BradyPrinter S3700
SIGN & LABEL PRINTER

BBP85
LABEL PRINTER

BradyJet J4000
COLOUR LABEL PRINTER

BradyJet J7300
COLOR LABEL PRINTER



Efficient lockout program in 6 Steps

Follow the BEST GLOBAL PRACTICE plan for creating an efficient lockout program:

4 Lockout/Tagout Training

Adequately train your employees, communicate processes and conduct periodic inspections to ensure your programme is running effectively. Training should not only include relevant legal requirements, but also your own programme elements, such as machine-specific procedures. Training can be diversified for 3 employee categories (OSHA, US):

- Authorised employees who perform the lockout on machinery and equipment for maintenance.
- Affected employees who use the machinery that is receiving maintenance.
- Other employees who may be in the area where a piece of equipment is receiving maintenance.

Brady offers on-site trainings and a modular Lockout/Tagout training video that can be adapted to the audience.



5 Provide proper Lockout/Tagout tools

When machine-specific procedures are written, and their energy isolation points are identified, the best fitting lockout tools can be selected efficiently. Brady provides a wide range of Lockout/Tagout tools and devices. Email emea_request@bradycorp.com for a free and complete Lockout/ Tagout catalogue.



6 Sustain the Lockout/Tagout programme

Maintain the Lockout/Tagout programme throughout the year to enhance your safety culture. Continuous improvement will enable your company to proactively address safe machine interventions.



Keep in mind all the people in your facility, recognise 3 groups with different needs of awareness degree:

Authorised employee	→	A person who locks out or tags out machines or equipment in order to perform servicing or maintenance and identifies that equipment have a source(s) of energy that can cause injury to the employee.	→	Requires the most in-depth training about LO/TO.
Affected employee	→	An employee whose job requires him/her to operate or use a machine or equipment on which servicing or maintenance is being performed under LO/TO, or whose job requires him/her to work in the area.	→	Needs to be informed about LO/TO and does not attempt to remove lockout devices.
Other employees	→	Who may encounter lockout being implemented.	→	Need to know the significance of lockout, and to keep away.

Do not forget about different circumstances:

- Shift changes
- Outside contractors & outsourced maintenance

Respecting legal requirements and technical standards



EUROPE

Directive 2009/104/EC (formerly directive 89/655/EEC of the Council from 30 November 1989) specify the minimum requirements for safety and health protection for workers using work equipment at work. Paragraph 2.14 lays down that “every piece of equipment must be fitted with clearly visible devices with which it can be separated from every energy source”. Paragraph 2.15. lays down that “Work equipment must bear the warnings and markings essential to ensure the safety of workers”.

EN ISO 14118 (2018-07) norm of Safety of machinery (is the successor to DIN EN 1037 2008-11) related to the equipment’s safety defines the measures regarding the energy isolation of machinery and the power dissipation to prevent hazardous equipment re-energising. It assures a safe and secure intervention within a risk-prone area.



AUSTRIA

AschG – ArbeitnehmerInnenschutzgesetz – Federal Act on Occupational Health and Safety
AM-VO – Arbeitsmittelverordnung (Ordinance on Work Equipment and Tools) – Regulation of the Federal Ministry of Commerce and Labour on protection of employees while using work equipment paragraph 1, §17 (1).



FRANCE

UTE C18-510 (electrical applications): Lockout of apparatus for service and maintenance to lockout equipment is to carry out the necessary procedures to ensure that the equipment is placed and maintained in a safe position; to prevent its activation and label that the isolated equipment must not be operated. The employer must ensure that all safety procedures are strictly implemented and regularly reviewed by appropriate means. Employees must use all necessary tools to carry out maintenance.

Best practice document developed by INRS (Institut National de Recherche et de Sécurité) in November 2011: ED 6109

- Décret 2010-1016 refers to the obligations of the employers for temporary or permanent electrical installations usage
- Labour code (article R4215-10) refers to the identification of the conductors
- Décret 2010-1018 refers to the prevention of electrical risks in work environment, décret 2010-2118 refers to the operations done on electrical installations.
- Labour code (article R 4544-5): the part of the installation on which work (de-energised) is done must be identified and locked.
- Arrêté of April 26, 2012: Every operation on electrical equipment must follow the new norm NFC18-510. Article 1 says that this norm is now included into the French Code of Labour.



Respecting legal requirements and technical standards



GERMANY

BetrSichV 2015 (Ordinance on Industrial Safety and Health)

Ordinance concerning the protection of safety and health in the provision of work equipment and its use at work and maintenance processes.

Extract from BetrSichV 2015

§ 8 Protective measures in case of hazards caused by energies, start-up and stoppage

Paragraph 3: “Command devices which have an influence on the safe use of the means of work shall in particular be secured against unintended or unauthorised operation.

Paragraph 4: “Work equipment may only be intentionally put into operation. If necessary, the start-up process must be safely prevented.

§ 10 Maintenance and modification of work equipment

Paragraph 3: The employer must take all necessary measures to ensure that maintenance work can be carried out safely.

(3) to secure the working area during the maintenance work

(6) to avoid hazards caused by moving raised work equipment or parts thereof, as well as by hazardous energies or substances.

(9) Provide necessary warnings and dangers messages referring to maintenance work on the work equipment

Paragraph 4: Where, in the case of maintenance activities ... are carried out under the threat of energy, the safety of workers shall be ensured during the duration of this work by means of other appropriate measures.



ITALY

The Italian legislation (Direttiva 2001/45/CE del Parlamento europeo e del Consiglio del 27 giugno 2001 che modifica la direttiva 2009/104/EC) concerns the minimum safety and health requirements for the use of work equipment by workers at work.



SWITZERLAND

- UVG – Federal Law on Accident Insurance VUV – Regulation on the Prevention of Accidents and Occupational Diseases title 1, chapter 2, paragraph 1, art. 3; title 1, chapter 3, paragraph 2, art. 30, 31 paragraph 3, art. 37; paragraph 4, art. 43
- EKAS Guideline no. 6512 – Work Equipment

These regulations clearly stipulate that during maintenance, adjusting or cleaning of the equipment, it has to be in non-operative state and appropriate devices have to be used to ensure that, for example, a machine is not accidentally switched on.



SPAIN

The Spanish directive (REAL DECRETO 1215/1997, de 18 de julio por el que se establecen las disposiciones mínimas de seguridad y salud para la utilización por los trabajadores de los equipos de trabajo. BOE nº 188 07-08-1997) states the minimum safety and health for workers' use of work equipment.

Respecting legal requirements and technical standards



UK ONLY: BS7671:2008

In the UK the Provision of Work Equipment Regulations – Regulation 19 – Isolation from Sources of Energy states: “Every employer shall ensure, that where appropriate, work equipment is provided with suitable means to isolate it from all its sources of energy. Every employer shall take appropriate measures to ensure that reconnection of any energy source to work equipment does not expose any person using the equipment to any risk to his health or safety.



USA (OSHA - OCCUPATIONAL SAFETY & HEALTH ADMINISTRATION

OSHA regulation The Control of Hazardous Energy (Lockout / Tagout) 1910.147 states that it “requires employers to establish a program and utilise procedures for affixing appropriate lockout devices or tagout devices to energy isolating devices and to otherwise disable machines or equipment to prevent unexpected energisation, start up or release of stored energy in order to prevent injury to employees.

Implemented LOCKOUT/TAGOUT is the law in some EU countries and considered to be best practice in all European countries!

ATEX STANDPOINT

The ATEX directive consists of two EU directives describing what equipment and work environment is necessary to maintain safety in spaces with a potentially explosive atmosphere.

This ATEX directive was published on Saturday 29 March 2014, under the reference : Directive 2014/34/EU of the European Parliament and of the Council of 26 February 2014 on the harmonisation of the laws of the Member States relating to equipment and protective systems intended for use in potentially explosive atmospheres (recast) (Text with EEA relevance) - Official Journal of the European Union L 96 from 29/03/2014.

Areas classified into zones (0, 1, 2 for gas-vapor-mist and 20, 21, 22 for dust) must be protected from effective sources of ignition.[1] Equipment and protective systems intended to be used in zoned areas must meet the requirements of the directive. Zone 0 and 20 require Category 1 marked equipment, zone 1 and 21 require Category 2 marked equipment and zone 2 and 22 require Category 3 marked equipment. Zone 0 and 20 are the zones with the highest risk of an explosive atmosphere being present.

Equipment in use before July 2003 is allowed to be used indefinitely provided a risk assessment shows it is safe to do so.

The aim of Directive 1999/92/EU - on minimum requirements for improving the safety and health protection of workers potentially at risk from explosive atmospheres.

This Directive requires employers to introduce technical and/or organisational measures which (a) prevent the formation of explosive atmospheres and/or (b) prevent the ignition of explosive atmospheres and/or (c) reduce the effects of an explosion so that there is no longer a risk to workers.

Several of Brady’s lockout devices and padlocks meet the ATEX standpoint. These are highlighted in the brochure.

Safety services

Lockout/Tagout is a crucial safety measure that ensures the protection of workers who operate, service, and maintain machinery and equipment. Lockout/Tagout is successful when approached as a comprehensive safety program. A successful lockout tagout program should encompass the entire safety picture, including locks, tags, and devices, as well as program documentation, machine-specific lockout procedures, employee training, periodic inspections, and a plan to sustain the program.

As a global player and expert in Lockout/Tagout, Brady provides A-Z support for industries worldwide. Our offer includes services for designing and maintenance best practise Lockout/Tagout programme. Brady engineers have created thousands of lockout procedures for hundreds of companies in various industries. Get them to help to implement best-in-class, company-approved, custom Lockout/Tagout safety procedures as well.

Our safety engineers rely on legislation, shared experience from thousands of Lockout/Tagout implementations, and a worldwide knowledge base to get your policy and procedures right, and on par with top safety programmes in the world. They offer these services:

- Lockout/Tagout Gap Analysis: identify gaps in your Lockout/Tagout policy
- Lockout/Tagout Discovery: gain insight in your site's Lockout/Tagout requirements
- Turnkey Lockout Programme: world-class Lockout/Tagout for your entire site
- Assist Lockout Programme: world-class Lockout/Tagout for a set of machines
- Virtual LINK360 Programme: create your own Lockout/Tagout programme
- Personalised Lockout/Tagout tool offer: the right tools for your facility
- Lockout procedure audit: sustain your lockout programme
- Lockout/Tagout training: create a safety culture

Our Safety Engineers have implemented Lockout/Tagout at industrial facilities both large and small. As a leading global Lockout/Tagout solution provider, Brady brings the world's best practices to your facility.

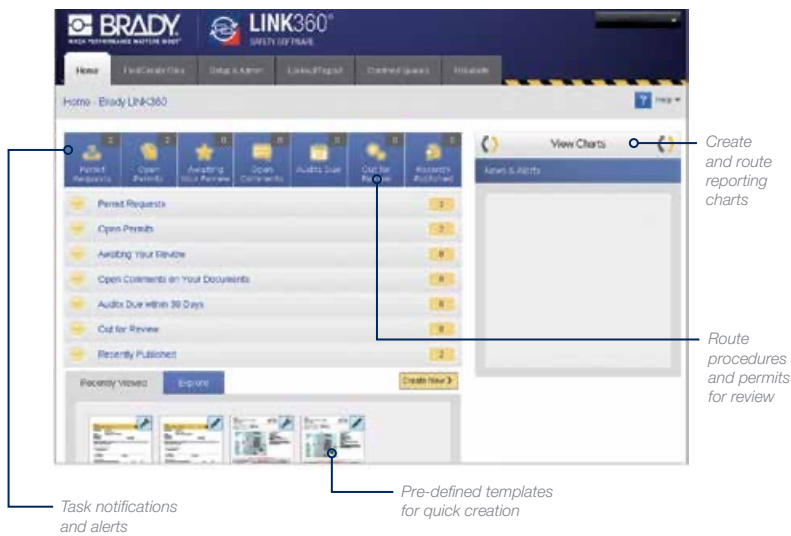


Find out more about our Safety services:



Safety software

Discover the LINK360™ software solution advantage



Link360™ Software is the first software to give you a complete view of the activities associated with creating, reviewing and updating visual information. This software provides an easy way to keep your safety procedures accurate, compliant and sustainable – both in your facility and across multiple locations.



Download now!

Download the iOS app or Android app.



iOS app



Android app.



Safety Software

Discover the LINK360™ software modules

Pre-defined templates and the ability to easily add users from any site in your company, create a comprehensive yet easy to use solution to manage your Lockout/Tagout, Reliability and Confined Space activities.



The **lockout/tagout Module** focuses on creating and maintaining a safe working environment with tools to help lock out hazardous energy sources. By accessing this module users can:

- Manage lockout/tagout programmes to perform maintenance on machinery.
- Create visually instructive safety procedures, tags, and energy source labels for printing.
- Meet regulatory requirements and industry standards on lockout of hazardous energy sources.
- Free mobile app for iOS or Android, mobile phones and tablets.



The **Reliability Module** provides tools to streamline regular equipment checks. By accessing this module users can:

- Manage the creation of visually instructive maintenance procedures that assist operators, engineers, and technicians in maintaining machine equipment performance levels.
- Control access to who may view, edit, and create templates and procedures.
- Free mobile app for iOS or Android, mobile phones and tablets.



The **Confined Spaces Module** allows users to compile assessments, create permits, and track history for confined space permitting.

- Identify confined space hazards and classify a space as a 'permit required' confined space.
- Entrants are able to fill out permission requests online for approval.
- Meet regulatory requirements and industry standards on lockout of hazardous energy sources.
- Permission history is logged for future audits and reporting.

LINK360 cloud-based answers the most pressing visual information needs. Faced with the task of handling visual information across multiple locations, companies need a way to take the management of equipment visuals to the next level by closing the loop on scalability and sustainability.



1. Design



2. Post



3. Monitor

Effective control of hazardous energy



Effective control of hazardous energy

To ensure de-energisation and isolation of all potentially hazardous energies that supply production or facility operating equipment, so that the equipment can be safely serviced or maintained.

Energy isolating device – a mechanical device that, when utilised or activated, physically prevents the transmission or release of energy, including

- a manually operated electrical circuit breaker
- a disconnect switch
- a gate / ball / plug / butterfly shut-off valve



Hazardous energies where LO/TO is the ideal means of control:

- Electrical
- Mechanical
- Pneumatic
- Hydraulic
- Liquid & gaseous chemicals
- Thermal
- Hot surfaces & substances
- Gravitational
- Overhead objects or equipment that may fall & crush
- Other stored energy
- Flywheel stopped mid-motion, residual electrical that needs to be bled

Remember that production, plant or facility equipment commonly have **more than 2 types of energy present.**





Padlocks

Brady's high quality padlocks are ideally suited for lockout tagout applications.

- 18 Find the best padlock for your needs
- 20 Padlock comparison
- 22 Padlock personalisation methods
- 23 Brady SafeKey Lockout Padlocks
- 25 SafeKey nylon padlocks
- 27 Traditional Nylon Padlocks
- 28 SafeKey Nylon Compact Padlocks
- 30 Traditional Nylon Compact Padlocks
- 31 Traditional Nylon Compact Cable Padlocks
- 32 Safety Security Padlocks
- 32 Brass Padlocks
- 33 SafeKey aluminium padlocks
- 34 Traditional Full Aluminium Padlocks
- 35 Traditional Aluminium Compact Padlocks
- 36 Laminated steel padlocks
- 36 Ultimate Security Padlocks
- 37 Fully insulated padlocks
- 37 Brass Padlocks with stainless steel shackle
- 37 Brass Padlocks with hardened steel shackle
- 37 Combination padlock
- 38 Safety lock & tag carrier
- 38 Labels and tags for padlocks
- 39 Padlock lubricant
- 39 Cable & chain



Find the best padlock for your needs

With so many options available, choosing the right padlock for your job can be confusing. Let us help you get the padlock that fits your needs.

Body material options



Nylon

Non-conductive

Ideal for electrical applications and enclosures

Easy to carry

Lightweight with ribbed design for easy gripping

Key retaining security*

Key releases only on lock closure

Most common

Preferred for most indoor lockout applications



Aluminium

Long-lasting

Anodised, corrosion-resistant finish provides extended life

Increased security

Durable construction for better tamper resistance

Corrosion resistant

Resilient against harsh environments, such as food, oil and chemical

Versatile usage

Great for indoor and outdoor use



Steel

Heavy-duty

Laminated steel body withstands severe physical abuse

Maximum corrosion protection

Individual coated steel plates protect against extreme corrosion

Key retaining security

Key releases only on lock closure

Highest durability

High performance in extreme outdoor and harsh environments

*Not all nylon padlocks have a key retaining feature

Body size options



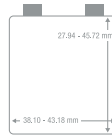
Compact

Material availability

Nylon, aluminium

Ideal usage

Everyday applications, small spaces and circuit breakers




Standard

Material availability

Nylon, aluminium, steel

Ideal usage

Fits wide variety of devices - electrical, valve and cable



Long body

Material availability

Nylon only

Ideal usage

Displaying additional information and languages on body label

Shackle material options



Steel shackle

Vertical Clearance Options

20, 38, 50, 76 mm

Body Material Availability

Nylon, aluminium, steel

Ideal Usage

Most common with extra durability for tough environments



Plastic shackle

Vertical Clearance Options

25, 38 mm

Body Material Availability

Nylon only

Ideal Usage

Non-conductive for working on electrical circuits/panels



Aluminium shackle

Vertical Clearance Options

25, 38, 40, 50, 75 mm

Body Material Availability

Nylon only

Ideal Usage

Ideal for electrical applications and small spaces



Cable shackle

Vertical Clearance Options

106.68 & 203.20 mm

Body Material Availability

Nylon only

Ideal Usage

Versatile, multi-purpose solution, angle and twist to fit tight spaces

Body colour options

Body material

Nylon









Aluminium

Steel

Available colours



Shackle size options

								
Shackle size	20 mm	25 mm	38 mm	40 mm	50 mm	75 mm	106.68 mm	203.20 mm
Shackle material	Steel only	Plastic, aluminium, steel	Plastic, aluminium, steel	Aluminium	Aluminium, steel	Steel only	Sheathed metal	Sheathed metal
Body size	Standard only	Compact only	Standard, Compact, Long	Standard, Compact	Standard, Compact	Standard, Compact	Compact only	Compact only
Body material	Steel only	Nylon, aluminium	Nylon, aluminium	Aluminium only	Steel only	Nylon, aluminium, steel	Nylon only	Nylon only

Padlock types



SafeKey Lockout Padlocks

Advanced Key Security

Patent-pending locking mechanism includes six precision steel tumbler blades

More Unique Key Possibilities

Ideal for large organisations using hundreds to thousands of locks

Easy Operation

Extra smooth key insertion and removal – even when wearing gloves!

Long-lasting

Linear, low-friction lock mechanism helps maintain key integrity



Traditional Padlocks

Classic Padlock Design

Traditional jagged key design and pin tumbler lock mechanism

Fewer Key Combinations

Ideal for small work groups and facilities with fewer energy isolation points

Multi-purpose Solution

Flexible cable locks available for tight spaces and simultaneous lockout points

More Material Options

Available in non-conductive nylon, aluminum and laminated steel lock bodies

Keying options

Standard options



Keyed Different (KD) – Each lock is opened by its own unique key. Perfect for simple lockout applications and a manageable number of energy isolation points.



Keyed Alike (KA) – Each lock in the group can be opened with the same key. Easy to find the right key, reduces number of keys needed to carry. Ideal for individuals or trades responsible for multiple machines or isolation points.

Custom options



Master Keyed (MK) – Each grouping of locks (whether keyed alike or different) can be opened with a master key. Useful for larger, complex systems when supervisory access may be required



Grand Master Keyed (GMK) – The grand master key can open all locks grouped into two or more master keyed systems. Useful for larger, complex systems where supervisory or managerial access to all locks in the facility is needed.

Padlock comparison



	Traditional Nylon Compact aluminium shackle	SafeKey Nylon Compact plastic shackle	SafeKey Nylon Compact aluminium shackle	Traditional Nylon Compact Cable	Traditional Nylon steel shackle	SafeKey Nylon steel shackle	Traditional Full Nylon	SafeKey Nylon plastic shackle
Key mechanism	Pin Tumbler	Linear Blade	Linear Blade	Pin Tumbler	Pin Tumbler	Linear Blade	Pin Tumbler	Linear Blade
Shackle								
Stainless steel						38/76		
Hardened steel					38 (75*)			
Nylon (polymer plastic)		25					38	38
Aluminium	25/38/50/75		25/38		38 (75*)			
Brass								
Nylon encased steel								
PVC encased steel cable				106.68/203.20				
Diameter	4.72	4.72	4.72	4.72	6.35	6.35	6.35	6.35
Colours								
Red	•	•	•	•	•	•	•	•
Yellow	•	•	•	•	•	•	•	•
Black	•	•	•	•	•	•	•	•
Blue	•	•	•	•	•	•	•	•
Green	•	•	•	•	•	•	•	•
Orange	•	•	•	•	•	•	•	•
Grey (silver)	•			•	•		•	
White	•			•	•		•	
Brown	•	•	•	•	•	•	•	•
Purple	•	•	•	•	•	•	•	•
Key possibilities								
KD	•	•	•	•	•	•	•	•
KA	•	•	•	•	•	•	•	•
MK	•	•	•	•	•	•	•	•
GMK	•	•	•	•	•	•	•	•
Key chart	•	•	•	•	•	•	•	•
# keys for KD	1	1	1	1	1	1	1	1
# keys for KA/MK/GMK	2	1	1	2	2	1	2	1
Key-retaining	•		•	•	•	•	•	•
# of pins/blades	5	6	6	5	6	6	6	6
Engraving/Printing								
Front	•	•	•	•	•	•	•	•
Back	•	•	•	•	•	•	•	•
Side	•	•	•	•	•	•	•	•
Bottom								
Key	•	•		•	•	•	•	•
PrintFace		•	•			•		•
Labels supplied	EN/FR	EN/FR/ES	EN/FR/ES	EN/FR	EN/FR	EN/FR/ES	EN/FR	EN/FR/ES
Can be combined with								
Traditional Nylon Compact	•			•	•		•	
SafeKey Nylon Compact		•	•			•		•
Traditional Nylon Compact - Cable	•			•	•		•	
Traditional Nylon	•			•			•	
SafeKey Nylon		•	•			•		•
Traditional Full Nylon	•			•	•		•	
SafeKey Nylon		•	•			•		•
Traditional Nylon - Long Body	•			•	•		•	
Traditional Aluminium Compact	•			•	•		•	
Traditional Full Aluminium	•			•	•		•	
SafeKey Aluminium		•	•			•		•

*Only on request **Non key retaining on request



Traditional Long Body	Traditional Aluminium Compact aluminium shackle	Traditional Full Aluminium	SafeKey Aluminium steel shackle	Safety Security	Steel	Brass
Pin Tumbler	Pin Tumbler	Pin Tumbler	Linear Blade	Pin Tumbler	Pin Tumbler	Pin Tumbler
38*					20/38/51 (75*)	
38*	25/40/50/75	25/40/75	38/76			21
				38/75		
6.35	4.75	6.35	6.35	6.50	6.35	6.35
•	•	•	•	•	•	•
•	•	•	•	•	•	•
•	•	•	•	•	•	•
•	•	•	•	•	•	•
•	•	•	•	•	•	•
•*	•*	•	•	•*	•	•
•*	•*	•	•	•	•	•
•*	•*	•	•	•*	•	•
•*	•*	•	•	•*	•	•
•	•	•	•	•	•	(on request)
•	•	•	•	•	•	•
•	•	•	•	•	•	•
•	•	•	•	•	•	•
•	•	•	•	•	•	•
1	1	2	2	1	1	2
2	2	2	1	1	2	2
•	•	•*	•	•**	•	•*
6	5	6	6	6	5	4
•	•	•	•	•	•	•
•	•	•	•	•	•	•
•	•	•	•	•	•	•
•	•	•	•	•	•	•
EN/FR, EN/ES				EN/FR, EN/ES		
•	•	•	•	•	•	•
•	•	•	•	•	•	•
•	•	•	•	•	•	•
•	•	•	•	•	•	•
•	•	•	•	•	•	•
•	•	•	•	•	•	•
•	•	•	•	•	•	•
•	•	•	•	•	•	•

ULTIMATE



By printing (PrintFace)*

Print a face or any other personalisation in high resolution directly on the padlock, because safety is personal.

The print resists abrasion, chemicals and UV-radiation and can be applied both to the front and back of the padlock.



*PrintFace is exclusively available on SafeKey padlocks with custom keying or standard keying option.

ADVANCED



By engraving

Brady offers reliable laser engraving for all our Lockout/Tagout padlocks. Ideal in abrasive or heavy industrial contexts.

STANDARD



By labelling

Use the labels included with your Lockout/Tagout padlocks. It can include the name of its owner and a phone number or any other information.

Find out everything you need to know about personalising your padlocks on www.bradyeurope.com/padlockpersonalisation

Made like no other

In the last 50 years we've seen a manufacturing technology boom matched only by the industrial revolution. In fact, industrial maintenance employment has grown by more than 20% in the last decade.* With these advances, lockout needs have grown. Choose SafeKey Lockout Padlocks, exclusively from Brady, to lock in to ultimate key precision and advanced key security for years to come.

With this innovatively designed padlock you get up to **700% more unique key possibilities than a standard safety padlock**, without sacrificing a secure lockout. It's all in the forward-thinking design of the locking mechanism and unique key blade that gives you more precision and control in your lockout program. With that level of precision, you're covered from your simple to highly complex lockout needs. You also get:

- easy operation with extra smooth key insertion and removal – even when wearing gloves!
- fast identification with the colour-matched key and lock body
- years of use with the low-friction locking mechanism that helps maintain key integrity
- excellent durability in every industrial environment

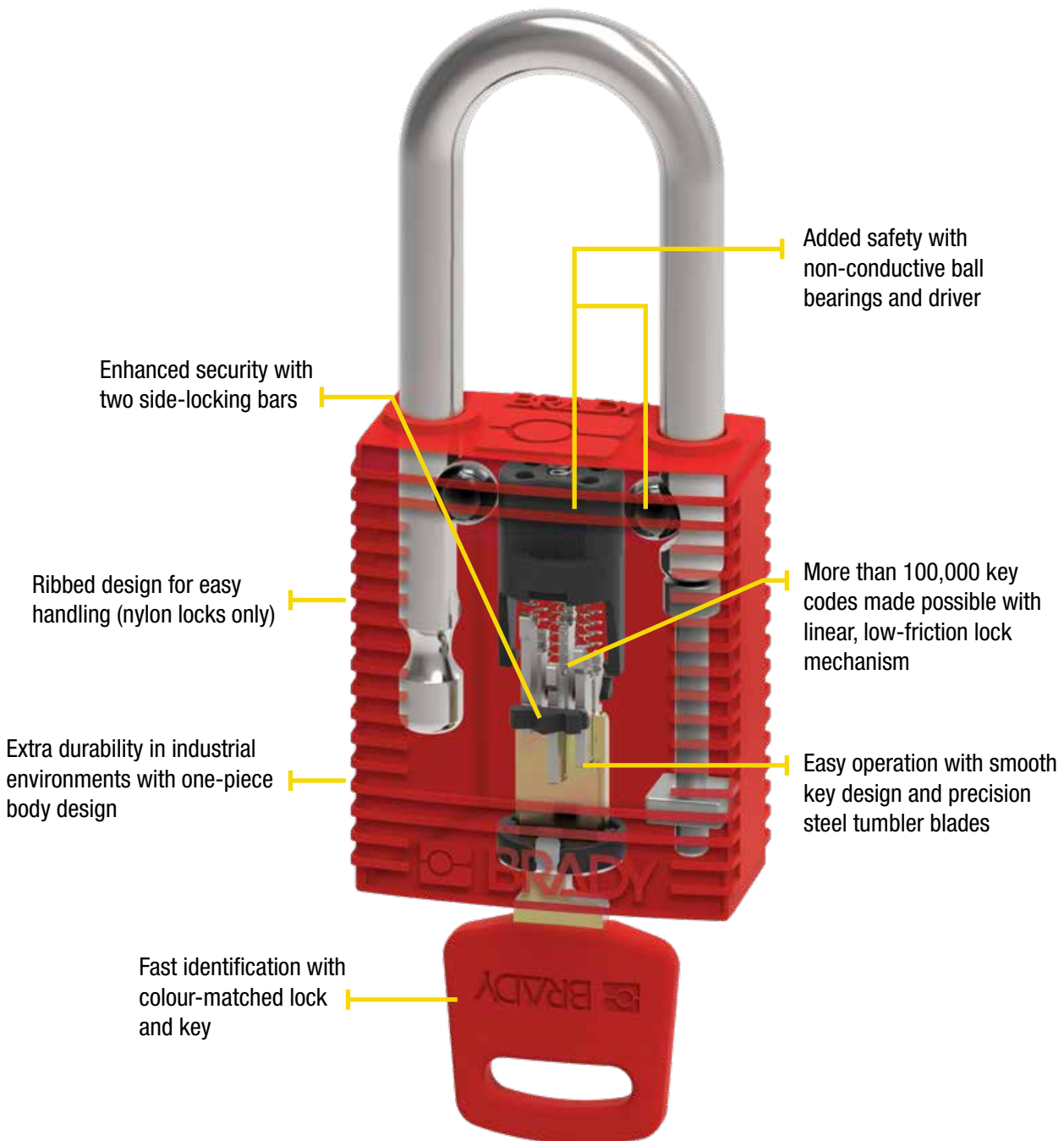


9 different colour options available

*U.S. Bureau of Labor Statistics.
(2019, January 22). Occupational Employment Statistics. <https://www.bls.gov/oes/tables.htm>

See the difference in the details

Product innovations are only as good as the benefits they provide. See the difference you get with the patent-pending SafeKey Lockout Padlocks:



Traditional safety padlocks

- Pin tumbler lock mechanism
- Jagged key design
- Up to 15,000 key codes



See the new SafeKey Lockout Padlocks in action

Watch the video on:

www.bradyeurope.com/SafeKey



SafeKey nylon padlocks with steel shackle

- Lightweight non-sparking nylon body with a durable steel shackle
- Non-conductive locking mechanism
- Ribbed design for safe handling
- Ideal for general lockout applications
- Key-retaining lock feature

1 key supplied for each padlock. Custom keying options available.
 Supplied with padlock labels in English, French and Spanish.
 Engraving on front, back, sides & key.



Consult the technical datasheet LOTO-101 on bradyeurope.com/tds



Order Reference	Colour	Shackle Clearance (mm)	Shackle Diameter (mm)	Shackle Clearance (mm)	Shackle Width (mm)	Depth (mm)	Height (mm)	Width (mm)	Quantity
Shackle Clearance 38.10 mm / KA - Keyed Alike / pack of 3									
150294	● Black	38.10	6.35	20.32	33.02	19.05	45.72	38.10	3
150317	● Blue	38.10	6.35	20.32	33.02	19.05	45.72	38.10	3
150228	● Brown	38.10	6.35	20.32	33.02	19.05	45.72	38.10	3
150341	● Green	38.10	6.35	20.32	33.02	19.05	45.72	38.10	3
150364	● Orange	38.10	6.35	20.32	33.02	19.05	45.72	38.10	3
150229	● Purple	38.10	6.35	20.32	33.02	19.05	45.72	38.10	3
150271	● Red	38.10	6.35	20.32	33.02	19.05	45.72	38.10	3
150340	○ White	38.10	6.35	20.32	33.02	19.05	45.72	38.10	3
150246	● Yellow	38.10	6.35	20.32	33.02	19.05	45.72	38.10	3
Shackle Clearance 38.10 mm / KD - Keyed Differently / pack of 1									
150234	● Black	38.10	6.35	20.32	33.02	19.05	45.72	38.10	1
150251	● Blue	38.10	6.35	20.32	33.02	19.05	45.72	38.10	1
150275	● Brown	38.10	6.35	20.32	33.02	19.05	45.72	38.10	1
150368	● Green	38.10	6.35	20.32	33.02	19.05	45.72	38.10	1
150320	● Orange	38.10	6.35	20.32	33.02	19.05	45.72	38.10	1
150250	● Purple	38.10	6.35	20.32	33.02	19.05	45.72	38.10	1
150321	● Red	38.10	6.35	20.32	33.02	19.05	45.72	38.10	1
150367	○ White	38.10	6.35	20.32	33.02	19.05	45.72	38.10	1
150343	● Yellow	38.10	6.35	20.32	33.02	19.05	45.72	38.00	1
Shackle Clearance 38.10 mm / KD - Keyed Differently / pack of 6									
150224	● Black	38.10	6.35	20.32	33.02	19.05	45.72	38.10	6
150316	● Blue	38.10	6.35	20.32	33.02	19.05	45.72	38.10	6
150269	● Brown	38.10	6.35	20.32	33.02	19.05	45.72	38.10	6
150337	● Green	38.10	6.35	20.32	33.02	19.05	45.72	38.10	6
150336	● Orange	38.10	6.35	20.32	33.02	19.05	45.72	38.10	6
150362	● Purple	38.10	6.35	20.32	33.02	19.05	45.72	38.10	6
150270	● Red	38.10	6.35	20.32	33.02	19.05	45.72	38.10	6
150292	○ White	38.10	6.35	20.32	33.02	19.05	45.72	38.10	6
150225	● Yellow	38.10	6.35	20.32	33.02	19.05	45.72	38.10	6
Shackle Clearance 76.20 mm / KD - Keyed Differently / pack of 1									
150274	● Black	76.20	6.35	20.32	33.02	19.05	45.72	38.10	1
150249	● Blue	76.20	6.35	20.32	33.02	19.05	45.72	38.10	1
150247	● Brown	76.20	6.35	20.32	33.02	19.05	45.72	38.10	1
150319	● Green	76.20	6.35	20.32	33.02	19.05	45.72	38.10	1
150248	● Orange	76.20	6.35	20.32	33.02	19.05	45.72	38.10	1
150233	● Purple	76.20	6.35	20.32	33.02	19.05	45.72	38.10	1
150357	● Red	76.20	6.35	20.32	33.02	19.05	45.72	38.10	1
150295	○ White	76.20	6.35	20.32	33.02	19.05	45.72	38.10	1
150296	● Yellow	76.20	6.35	20.32	33.02	19.05	45.72	38.10	1



All these padlocks meet the ATEX Equipment Directive.



PrintFace

Print a face or any other personalisation in high resolution directly on the padlock, because safety is personal.

SafeKey nylon padlocks with plastic shackle



- Lightweight non-sparking nylon body with polymer plastic shackle that's non-conductive and non-sparking
- Non-conductive locking mechanism
- Ribbed design for safe handling
- Ideal for electrical applications or general lockout applications

1 key supplied for each padlock. Custom keying options available. Supplied with padlock labels in English, French and Spanish. Engraving on front, back, sides & key.



Order Reference	Colour	Shackle Clearance (mm)	Shackle Diameter (mm)	Shackle Clearance (mm)	Shackle Width (mm)	Depth (mm)	Height (mm)	Width (mm)	Quantity
Shackle Clearance 38.10 mm / KA - Keyed Alike / pack of 3									
150315	● Black	38.10	6.35	20.32	33.02	19.05	46.00	38.00	3
150268	● Blue	38.10	6.35	20.32	33.02	19.05	46.00	38.00	3
150314	● Brown	38.10	6.35	20.32	33.02	19.05	46.00	38.00	3
150223	● Green	38.10	6.35	20.32	33.02	19.05	46.00	38.00	3
150222	● Orange	38.10	6.35	20.32	33.02	19.05	46.00	38.00	3
150353	● Purple	38.10	6.35	20.32	33.02	19.05	46.00	38.00	3
150291	● Red	38.10	6.35	20.32	33.02	19.05	46.00	38.00	3
150267	○ White	38.10	6.35	20.32	33.02	19.05	46.00	38.00	3
150290	● Yellow	38.10	6.35	20.32	33.02	19.05	46.00	38.00	3
Shackle Clearance 38.10 mm / KD - Keyed Differently / pack of 1									
150231	● Black	38.10	6.35	20.32	33.02	19.05	46.00	38.00	1
150366	● Blue	38.10	6.35	20.32	33.02	19.05	46.00	38.00	1
150318	● Brown	38.10	6.35	20.32	33.02	19.05	46.00	38.00	1
150273	● Green	38.10	6.35	20.32	33.02	19.05	46.00	38.00	1
150230	● Orange	38.10	6.35	20.32	33.02	19.05	46.00	38.00	1
150272	● Purple	38.10	6.35	20.32	33.02	19.05	46.00	38.00	1
150342	● Red	38.10	6.35	20.32	33.02	19.05	46.00	38.00	1
150365	○ White	38.10	6.35	20.32	33.02	19.05	46.00	38.00	1
150232	● Yellow	38.10	6.35	20.32	33.02	19.05	46.00	38.00	1
Shackle Clearance 38.10 mm / KD - Keyed Differently / pack of 6									
150351	● Black	38.10	6.35	20.32	33.02	19.05	46.00	38.00	6
150221	● Blue	38.10	6.35	20.32	33.02	19.05	46.00	38.00	6
150309	● Brown	38.10	6.35	20.32	33.02	19.05	46.00	38.00	6
150334	● Green	38.10	6.35	20.32	33.02	19.05	46.00	38.00	6
150310	● Orange	38.10	6.35	20.32	33.02	19.05	46.00	38.00	6
150350	● Purple	38.10	6.35	20.32	33.02	19.05	46.00	38.00	6
150311	● Red	38.10	6.35	20.32	33.02	19.05	46.00	38.00	6
150308	○ White	38.10	6.35	20.32	33.02	19.05	46.00	38.00	6
150265	● Yellow	38.10	6.35	20.32	33.02	19.05	46.00	38.00	6

All these padlocks meet the ATEX Equipment Directive



Traditional Nylon Padlocks

With a variety of different shackle sizes, materials and colours!

- Comes standard with hardened steel shackle for enhanced security or with nylon shackle to cut off the electrical current from the shackle to the key
- Aluminium shackle available on request for a significant reduction in weight
- Available in 10 different colours
- Key retaining system (Key won't release until padlock shackle is correctly closed)
- Optional laser engraving*

Locks are supplied keyed different. 1 key supplied with each padlock.

Custom keying options available.

Supplied with padlock labels in English/French for Standard & Nylon and English/French and English/Spanish for Long Body.



Traditional Nylon Padlocks with hardened steel shackle



Consult the technical datasheet LOTO-8 on bradyeurope.com/tds



Order Reference	Colour	Shackle Clearance (mm)	Shackle Diameter (mm)	Shackle Clearance (mm)	Shackle Width (mm)	Depth (mm)	Height (mm)	Width (mm)	Quantity
051353	● Black	38.10	6.35	20.32	33.02	20.83	44.50	38.10	6
051344	● Blue	38.10	6.35	20.32	33.02	20.83	44.50	38.10	6
813636	● Brown	38.10	6.35	20.32	33.02	20.83	44.50	38.10	6
051345	● Green	38.10	6.35	20.32	33.02	20.83	44.50	38.10	6
814113	● Grey	38.10	6.35	20.32	33.02	20.83	44.50	38.10	6
051347	● Orange	38.10	6.35	20.32	33.02	20.83	44.50	38.10	6
813637	● Purple	38.10	6.35	20.32	33.02	20.83	44.50	38.10	6
051339	● Red	38.10	6.35	20.32	33.02	20.83	44.50	38.10	6
813638	○ White	38.10	6.35	20.32	33.02	20.83	44.50	38.10	6
051346	● Yellow	38.10	6.35	20.32	33.02	20.83	44.50	38.10	6

*Optional Engraving on front & back

Traditional Nylon Padlocks with nylon shackle



Consult the technical datasheet LOTO-6 on bradyeurope.com/tds



Order Reference	Colour	Shackle Clearance (mm)	Shackle Diameter (mm)	Shackle Clearance (mm)	Shackle Width (mm)	Depth (mm)	Height (mm)	Width (mm)	Quantity
813595	● Black	38.10	6.35	20.32	33.02	20.83	44.45	38.10	6
813593	● Blue	38.10	6.35	20.32	33.02	20.83	44.45	38.10	6
813639	● Brown	38.10	6.35	20.32	33.02	20.83	44.45	38.10	6
813597	● Green	38.10	6.35	20.32	33.02	20.83	44.45	38.10	6
814154	● Grey	38.10	6.35	20.32	33.02	20.83	44.45	38.10	6
813598	● Orange	38.10	6.35	20.32	33.02	20.83	44.45	38.10	6
813640	● Purple	38.10	6.35	20.32	33.02	20.83	44.45	38.10	6
813594**	● Red	38.10	6.35	20.32	33.02	20.83	44.45	38.10	6
813641	○ White	38.10	6.35	20.32	33.02	20.83	44.45	38.10	6
813596	● Yellow	38.10	6.35	20.32	33.02	20.83	44.45	38.10	6

*Optional Engraving on front & back

**These products meet the ATEX Equipment Directive.

Traditional Nylon Long Body Padlocks with hardened steel shackle



Order Reference	Colour	Shackle Clearance (mm)	Shackle Diameter (mm)	Shackle Clearance (mm)	Shackle Width (mm)	Depth (mm)	Height (mm)	Width (mm)	Quantity
834463	● Black	38.10	6.35	20.32	33.02	20.83	76.20	38.10	6
834462	● Blue	38.10	6.35	20.32	33.02	20.83	76.20	38.10	6
834466	● Green	38.10	6.35	20.32	33.02	20.83	76.20	38.10	6
834467	● Orange	38.10	6.35	20.32	33.02	20.83	76.20	38.10	6
834464	● Red	38.10	6.35	20.32	33.02	20.83	76.20	38.10	6
834465	● Yellow	38.10	6.35	20.32	33.02	20.83	76.20	38.10	6

Long Body version: Purple, Brown, Grey and White colours available upon request for large volumes.

*Optional Engraving on front, back & sides



SafeKey Nylon Compact Padlocks with plastic shackle

- Extremely compact and lightweight design
- Non-conductive and non-sparking nylon body and polymer shackle
- Non-conductive locking mechanism
- Ideal for electrical applications and small spaces
- Ribbed design for safe handling
- For electrical contractors, maintenance and electricians

1 key supplied for each padlock. Custom keying options available. Supplied with padlock labels in English, French and Spanish. Engraving on front, back, sides & key.



Consult the technical datasheet LOTO-100 on bradyeurope.com/tds

This compact safety padlock is perfect for small space applications and where lightweight and easy to carry locks are needed. For more durable applications consider the SafeKey nylon compact padlocks with aluminium shackle.



Order Reference	Colour	Shackle Clearance (mm)	Shackle Diameter (mm)	Shackle Clearance (mm)	Shackle Width (mm)	Depth (mm)	Height (mm)	Width (mm)	Quantity
Shackle Clearance 25.40 mm / KA - Keyed Alike / pack of 3									
150193	● Black	25.40	4.72	17.78	25.91	19.05	43.00	32.00	3
150192	● Blue	25.40	4.72	17.78	25.91	19.05	43.00	32.00	3
150196	● Brown	25.40	4.72	17.78	25.91	19.05	43.00	32.00	3
150191	● Green	25.40	4.72	17.78	25.91	19.05	43.00	32.00	3
150194	● Orange	25.40	4.72	17.78	25.91	19.05	43.00	32.00	3
150195	● Purple	25.40	4.72	17.78	25.91	19.05	43.00	32.00	3
150189	● Red	25.40	4.72	17.78	25.91	19.05	43.00	32.00	3
150197	○ White	25.40	4.72	17.78	25.91	19.05	43.00	32.00	3
150190	● Yellow	25.40	4.72	17.78	25.91	19.05	43.00	32.00	3
Shackle Clearance 25.40 mm / KD - Keyed Differently / pack of 1									
150184	● Black	25.40	4.72	17.78	25.91	19.05	43.00	32.00	1
150183	● Blue	25.40	4.72	17.78	25.91	19.05	43.00	32.00	1
150187	● Brown	25.40	4.72	17.78	25.91	19.05	43.00	32.00	1
150182	● Green	25.40	4.72	17.78	25.91	19.05	43.00	32.00	1
150185	● Orange	25.40	4.72	17.78	25.91	19.05	43.00	32.00	1
150186	● Purple	25.40	4.72	17.78	25.91	19.05	43.00	32.00	1
150180	● Red	25.40	4.72	17.78	25.91	19.05	43.00	32.00	1
150188	○ White	25.40	4.72	17.78	25.91	19.05	43.00	32.00	1
150181	● Yellow	25.40	4.72	17.78	25.91	19.05	43.00	32.00	1
Shackle Clearance 25.40 mm / KD - Keyed Differently / pack of 6									
150211	● Black	25.40	4.72	17.78	25.91	19.05	43.00	32.00	6
150210	● Blue	25.40	4.72	17.78	25.91	19.05	43.00	32.00	6
150214	● Brown	25.40	4.72	17.78	25.91	19.05	43.00	32.00	6
150209	● Green	25.40	4.72	17.78	25.91	19.05	43.00	32.00	6
150212	● Orange	25.40	4.72	17.78	25.91	19.05	43.00	32.00	6
150213	● Purple	25.40	4.72	17.78	25.91	19.05	43.00	32.00	6
150207	● Red	25.40	4.72	17.78	25.91	19.05	43.00	32.00	6
150215	○ White	25.40	4.72	17.78	25.91	19.05	43.00	32.00	6
150208	● Yellow	25.40	4.72	17.78	25.91	19.05	43.00	32.00	6

All these padlocks meet the ATEX Equipment Directive



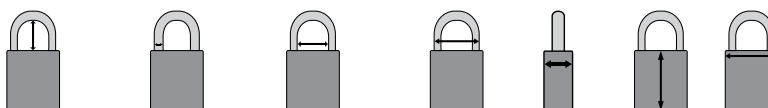
PrintFace

Print a face or any other personalisation in high resolution directly on the padlock, because safety is personal.

SafeKey nylon compact padlocks with aluminium shackle

- Extremely compact and lightweight design
- Non-conductive and non-sparking nylon body
- Non-conductive locking mechanism
- Ideal for electrical applications and small spaces
- Ribbed design for safe handling
- For electrical contractors, maintenance and electricians

1 key supplied for each padlock. Custom keying options available. Supplied with padlock labels in English, French and Spanish. Engraving on front, back, sides & key.



Order Reference	Colour	Shackle Clearance (mm)	Shackle Diameter (mm)	Shackle Clearance (mm)	Shackle Width (mm)	Depth (mm)	Height (mm)	Width (mm)	Quantity
Shackle Clearance 25.40 mm / KD - Keyed Differently / pack of 1									
152159	● Black	25.40	4.72	17.78	25.91	19.05	43.00	32.00	1
152158	● Blue	25.40	4.72	17.78	25.91	19.05	43.00	32.00	1
152162	● Brown	25.40	4.72	17.78	25.91	19.05	43.00	32.00	1
152157	● Green	25.40	4.72	17.78	25.91	19.05	43.00	32.00	1
152160	● Orange	25.40	4.72	17.78	25.91	19.05	43.00	32.00	1
152161	● Purple	25.40	4.72	17.78	25.91	19.05	43.00	32.00	1
152155	● Red	25.40	4.72	17.78	25.91	19.05	43.00	32.00	1
152163	○ White	25.40	4.72	17.78	25.91	19.05	43.00	32.00	1
152156	● Yellow	25.40	4.72	17.78	25.91	19.05	43.00	32.00	1
Shackle Clearance 25.40 mm / KD - Keyed Differently / pack of 6									
152168	● Black	25.40	4.72	17.78	25.91	19.05	43.00	32.00	6
152167	● Blue	25.40	4.72	17.78	25.91	19.05	43.00	32.00	6
152171	● Brown	25.40	4.72	17.78	25.91	19.05	43.00	32.00	6
152166	● Green	25.40	4.72	17.78	25.91	19.05	43.00	32.00	6
152169	● Orange	25.40	4.72	17.78	25.91	19.05	43.00	32.00	6
152170	● Purple	25.40	4.72	17.78	25.91	19.05	43.00	32.00	6
152164	● Red	25.40	4.72	17.78	25.91	19.05	43.00	32.00	6
152172	○ White	25.40	4.72	17.78	25.91	19.05	43.00	32.00	6
152165	● Yellow	25.40	4.72	17.78	25.91	19.05	43.00	32.00	6
Shackle Clearance 38.10 mm / KD - Keyed Differently / pack of 1									
151659	● Black	38.10	4.72	17.78	25.91	19.05	43.00	32.00	1
151658	● Blue	38.10	4.72	17.78	25.91	19.05	43.00	32.00	1
151662	● Brown	38.10	4.72	17.78	25.91	19.05	43.00	32.00	1
151657	● Green	38.10	4.72	17.78	25.91	19.05	43.00	32.00	1
151660	● Orange	38.10	4.72	17.78	25.91	19.05	43.00	32.00	1
151661	● Purple	38.10	4.72	17.78	25.91	19.05	43.00	32.00	1
151655	● Red	38.10	4.72	17.78	25.91	19.05	43.00	32.00	1
151663	○ White	38.10	4.72	17.78	25.91	19.05	43.00	32.00	1
151656	● Yellow	38.10	4.72	17.78	25.91	19.05	43.00	32.00	1
Shackle Clearance 38.10 mm / KD - Keyed Differently / pack of 6									
151668	● Black	38.10	4.72	17.78	25.91	19.05	43.00	32.00	6
151667	● Blue	38.10	4.72	17.78	25.91	19.05	43.00	32.00	6
151671	● Brown	38.10	4.72	17.78	25.91	19.05	43.00	32.00	6
151666	● Green	38.10	4.72	17.78	25.91	19.05	43.00	32.00	6
151669	● Orange	38.10	4.72	17.78	25.91	19.05	43.00	32.00	6
151670	● Purple	38.10	4.72	17.78	25.91	19.05	43.00	32.00	6
151664	● Red	38.10	4.72	17.78	25.91	19.05	43.00	32.00	6
151672	○ White	38.10	4.72	17.78	25.91	19.05	43.00	32.00	6
151665	● Yellow	38.10	4.72	17.78	25.91	19.05	43.00	32.00	6

All these padlocks meet the ATEX Equipment Directive

Traditional Nylon Compact Padlocks



Traditional Nylon Compact Padlocks

Compact & Lightweight padlocks - easy to use for effective energy control!

- Non-conductive nylon body and aluminium shackle
- Minimum weight for padlock is only 40 g
- Key retaining system
- Maximum Operation Temperature 120 °C
- Colour coding allows for easy identification of Lockout teams during maintenance programmes
- Small shackle diameter ideal for lockout ready equipment with 5 mm holes
- Optional Laser Engraving on front, back & sides

Locks are supplied keyed different. 1 key supplied with each padlock.

Custom keying options available. Supplied with Padlock labels in English/French.

The compact safety padlock is perfect for small space applications and where lightweight and easy to carry locks are needed. For even more durable applications, please refer to Brady's range of padlocks with 6.50 mm diam shackles for more durability.



Consult the technical datasheet LOTO-9 on bradyeurope.com/tds



Order Reference	Colour	Shackle Clearance (mm)	Shackle Diameter (mm)	Shackle Clearance (mm)	Shackle Width (mm)	Depth (mm)	Height (mm)	Width (mm)	Quantity
Shackle Clearance 25.40 mm									
814115	● Black	25.40	4.72	17.00	25.91	16.00	35.00	32.00	6
814114	● Blue	25.40	4.72	17.00	25.91	16.00	35.00	32.00	6
814120	● Brown	25.40	4.72	17.00	25.91	16.00	35.00	32.00	6
814118	● Green	25.40	4.72	17.00	25.91	16.00	35.00	32.00	6
814123	● Grey	25.40	4.72	17.00	25.91	16.00	35.00	32.00	6
814119	● Orange	25.40	4.72	17.00	25.91	16.00	35.00	32.00	6
814121	● Purple	25.40	4.72	17.00	25.91	16.00	35.00	32.00	6
814116*	● Red	25.40	4.72	17.00	25.91	16.00	35.00	32.00	6
814122	○ White	25.40	4.72	17.00	25.91	16.00	35.00	32.00	6
814117	● Yellow	25.40	4.72	17.00	25.91	16.00	35.00	32.00	6
Shackle Clearance 38.10 mm									
814125	● Black	38.10	4.72	17.00	25.91	16.00	35.00	32.00	6
814124	● Blue	38.10	4.72	17.00	25.91	16.00	35.00	32.00	6
814130	● Brown	38.10	4.72	17.00	25.91	16.00	35.00	32.00	6
814128	● Green	38.10	4.72	17.00	25.91	16.00	35.00	32.00	6
814133	● Grey	38.10	4.72	17.00	25.91	16.00	35.00	32.00	6
814129	● Orange	38.10	4.72	17.00	25.91	16.00	35.00	32.00	6
814131	● Purple	38.10	4.72	17.00	25.91	16.00	35.00	32.00	6
814126*	● Red	38.10	4.72	17.00	25.91	16.00	35.00	32.00	6
814132	○ White	38.10	4.72	17.00	25.91	16.00	35.00	32.00	6
814127	● Yellow	38.10	4.72	17.00	25.91	16.00	35.00	32.00	6
Shackle Clearance 50.80 mm									
814135	● Black	50.80	4.72	17.00	25.91	16.00	35.00	32.00	6
814134	● Blue	50.80	4.72	17.00	25.91	16.00	35.00	32.00	6
814140	● Brown	50.80	4.72	17.00	25.91	16.00	35.00	32.00	6
814138	● Green	50.80	4.72	17.00	25.91	16.00	35.00	32.00	6
814143	● Grey	50.80	4.72	17.00	25.91	16.00	35.00	32.00	6
814139	● Orange	50.80	4.72	17.00	25.91	16.00	35.00	32.00	6
814141	● Purple	50.80	4.72	17.00	25.91	16.00	35.00	32.00	6
814136*	● Red	50.80	4.72	17.00	25.91	16.00	35.00	32.00	6
814142	○ White	50.80	4.72	17.00	25.91	16.00	35.00	32.00	6
814137	● Yellow	50.80	4.72	17.00	25.91	16.00	35.00	32.00	6
Shackle Clearance 76.20 mm									
814145	● Black	76.20	4.72	17.00	25.91	16.00	35.00	32.00	6
814144	● Blue	76.20	4.72	17.00	25.91	16.00	35.00	32.00	6
814150	● Brown	76.20	4.72	17.00	25.91	16.00	35.00	32.00	6
814148	● Green	76.20	4.72	17.00	25.91	16.00	35.00	32.00	6
814153	● Grey	76.20	4.72	17.00	25.91	16.00	35.00	32.00	6
814149	● Orange	76.20	4.72	17.00	25.91	16.00	35.00	32.00	6
814151	● Purple	76.20	4.72	17.00	25.91	16.00	35.00	32.00	6
814146*	● Red	76.20	4.72	17.00	25.91	16.00	35.00	32.00	6
814152	○ White	76.20	4.72	17.00	25.91	16.00	35.00	32.00	6
814147	● Yellow	76.20	4.72	17.00	25.91	16.00	35.00	32.00	6

*This product meets the ATEX Equipment Directive

Traditional Nylon Compact Cable Padlocks

Compact & Lightweight padlocks - easy to use for effective energy control!

- Non-conductive nylon body and PVC encased steel cable
- Minimum weight for padlock is only 40 g
- Key retaining system
- Maximum Operation Temperature 120 °C
- Small cable diameter ideal for lockout ready equipment with 5 mm holes close to each other
- Optional Laser Engraving on front, back & sides

Locks are supplied keyed different or keyed alike. 1 key supplied with each padlock.
Custom keying options available. Supplied with Padlock labels in English/French.



Consult the technical datasheet LOTO-77 on bradyeurope.com/tds



Order Reference	Colour	Shackle Clearance (mm)	Shackle Diameter (mm)	Shackle Clearance (mm)	Shackle Width (mm)	Depth (mm)	Height (mm)	Width (mm)	Quantity
Cable length 200 mm									
KA - Keyed Alike									
146128	Red	106.68	4.72	17.50	25.91	16.00	35.00	32.00	6
146129	Yellow	106.68	4.72	17.50	25.91	16.00	35.00	32.00	6
146130	Blue	106.68	4.72	17.50	25.91	16.00	35.00	32.00	6
146131	Green	106.68	4.72	17.50	25.91	16.00	35.00	32.00	6
195946	Black	106.68	4.72	17.50	26.00	16.00	35.00	32.00	6
195947	Brown	106.68	4.72	17.50	26.00	16.00	35.00	32.00	6
195948	Grey	106.68	4.72	17.50	26.00	16.00	35.00	32.00	6
195949	Orange	106.68	4.72	17.50	26.00	16.00	35.00	32.00	6
195950	Purple	106.68	4.72	17.50	26.00	16.00	35.00	32.00	6
195951	White	106.68	4.72	17.50	26.00	16.00	35.00	32.00	6
KD - Keyed Differently									
146120	Red	106.68	4.72	17.50	25.91	16.00	35.00	32.00	1
146121	Yellow	106.68	4.72	17.50	25.91	16.00	35.00	32.00	1
146122	Blue	106.68	4.72	17.50	25.91	16.00	35.00	32.00	1
146123	Green	106.68	4.72	17.50	25.91	16.00	35.00	32.00	1
195934	Black	106.68	4.72	17.50	26.00	16.00	35.00	32.00	1
195935	Brown	106.68	4.72	17.50	26.00	16.00	35.00	32.00	1
195936	Grey	106.68	4.72	17.50	26.00	16.00	35.00	32.00	1
195937	Orange	106.68	4.72	17.50	26.00	16.00	35.00	32.00	1
195938	Purple	106.68	4.72	17.50	26.00	16.00	35.00	32.00	1
195939	White	106.68	4.72	17.50	26.00	16.00	35.00	32.00	1
195972	Red	106.68	4.72	17.50	26.00	16.00	35.00	32.00	6
195973	Yellow	106.68	4.72	17.50	26.00	16.00	35.00	32.00	6
195974	Blue	106.68	4.72	17.50	26.00	16.00	35.00	32.00	6
195975	Green	106.68	4.72	17.50	26.00	16.00	35.00	32.00	6
195980	Black	106.68	4.72	17.50	26.00	16.00	35.00	32.00	6
195981	Brown	106.68	4.72	17.50	26.00	16.00	35.00	32.00	6
195982	Grey	106.68	4.72	17.50	26.00	16.00	35.00	32.00	6
195983	Orange	106.68	4.72	17.50	26.00	16.00	35.00	32.00	6
195984	Purple	106.68	4.72	17.50	26.00	16.00	35.00	32.00	6
195985	White	106.68	4.72	17.50	26.00	16.00	35.00	32.00	6
Cable length 400 mm									
KA - Keyed Alike									
146132	Red	203.20	4.72	17.50	25.91	16.00	35.00	32.00	6
146133	Yellow	203.20	4.72	17.50	25.91	16.00	35.00	32.00	6
146134	Blue	203.20	4.72	17.50	25.91	16.00	35.00	32.00	6
146135	Green	203.20	4.72	17.50	25.91	16.00	35.00	32.00	6
195952	Black	203.20	4.72	17.50	26.00	16.00	35.00	32.00	6
195953	Brown	203.20	4.72	17.50	26.00	16.00	35.00	32.00	6
195954	Grey	203.20	4.72	17.50	26.00	16.00	35.00	32.00	6
195955	Orange	203.20	4.72	17.50	26.00	16.00	35.00	32.00	6
195956	Purple	203.20	4.72	17.50	26.00	16.00	35.00	32.00	6
195957	White	203.20	4.72	17.50	26.00	16.00	35.00	32.00	6
KD - Keyed Differently									
146124	Red	203.20	4.72	17.50	25.91	16.00	35.00	32.00	1
146125	Yellow	203.20	4.72	17.50	25.91	16.00	35.00	32.00	1
146126	Blue	203.20	4.72	17.50	25.91	16.00	35.00	32.00	1
146127	Green	203.20	4.72	17.50	25.91	16.00	35.00	32.00	1
195940	Black	203.20	4.72	17.50	26.00	16.00	35.00	32.00	1
195941	Brown	203.20	4.72	17.50	26.00	16.00	35.00	32.00	1
195942	Grey	203.20	4.72	17.50	26.00	16.00	35.00	32.00	1
195943	Orange	203.20	4.72	17.50	26.00	16.00	35.00	32.00	1
195944	Purple	203.20	4.72	17.50	26.00	16.00	35.00	32.00	1
195945	White	203.20	4.72	17.50	26.00	16.00	35.00	32.00	1
195976	Red	203.20	4.72	17.50	26.00	16.00	35.00	32.00	6
195977	Yellow	203.20	4.72	17.50	26.00	16.00	35.00	32.00	6
195978	Blue	203.20	4.72	17.50	26.00	16.00	35.00	32.00	6
195979	Green	203.20	4.72	17.50	26.00	16.00	35.00	32.00	6
195986	Black	203.20	4.72	17.50	26.00	16.00	35.00	32.00	6
195987	Brown	203.20	4.72	17.50	26.00	16.00	35.00	32.00	6
195988	Grey	203.20	4.72	17.50	26.00	16.00	35.00	32.00	6
195989	Orange	203.20	4.72	17.50	26.00	16.00	35.00	32.00	6
195990	Purple	203.20	4.72	17.50	26.00	16.00	35.00	32.00	6
195991	White	203.20	4.72	17.50	26.00	16.00	35.00	32.00	6



Safety Security Padlocks

Nylon encased aluminium body with nylon encased steel shackle

- Solid aluminium core with steel shackle for best physical strength
- Body and shackle insulated against electric shock
- NANO PROTECT™ shackle for superior corrosion resistance
- Intrinsically safe
- Automatic locking for user convenience
- Compact and lightweight
- High precision 6-pin cylinder for better tamper-resistance
- Long Body version available on request (bilingual labelling)
- Key retaining system (Key won't release until padlock shackle is correctly closed, non-key retaining available upon request)
- Optional Engraving on front, back & sides

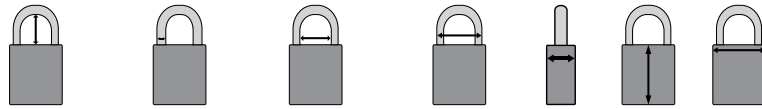
Locks are supplied keyed different. 1 key supplied with each padlock.

Custom keying options available.

Supplied with Padlock labels in English/French/Spanish.



Consult the technical datasheet LOTO-73 on bradyeurope.com/tds



Order Reference	Colour	Shackle Clearance (mm)	Shackle Diameter (mm)	Shackle Clearance (mm)	Shackle Width (mm)	Depth (mm)	Height (mm)	Width (mm)	Quantity
Shackle Clearance 38 mm									
834469	● Black	38.00	6.50	19.00	32.00	20.00	45.50	40.00	6
834468	● Blue	38.00	6.50	19.00	32.00	20.00	45.50	40.00	6
834472	● Green	38.00	6.50	19.00	32.00	20.00	45.50	40.00	6
834473	● Orange	38.00	6.50	19.00	32.00	20.00	45.50	40.00	6
834470	● Red	38.00	6.50	19.00	32.00	20.00	45.50	40.00	6
834471	● Yellow	38.00	6.50	19.00	32.00	20.00	45.50	40.00	6
Shackle Clearance 75 mm									
834475	● Black	75.00	6.50	19.00	32.00	20.00	45.50	40.00	6
834474	● Blue	75.00	6.50	19.00	32.00	20.00	45.50	40.00	6
834478	● Green	75.00	6.50	19.00	32.00	20.00	45.50	40.00	6
834479	● Orange	75.00	6.50	19.00	32.00	20.00	45.50	40.00	6
834476	● Red	75.00	6.50	19.00	32.00	20.00	45.50	40.00	6
834477	● Yellow	75.00	6.50	19.00	32.00	20.00	45.50	40.00	6

Purple, Brown, Grey and White colours available upon request for large volumes.



Brass Padlocks

Locks that will never rust

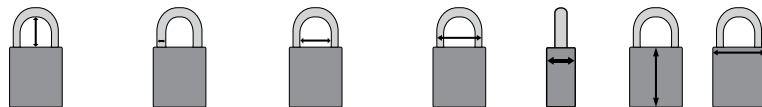
- Solid brass body and shackle
- Spark resistant ideal for use in flammable environments
- Corrosion resistant
- 6-pin cylinder offers more unique key cuts, better tamper-resistance
- Locks protected by coloured vinyl sheaths
- Non-key retaining, key retaining upon request (Key won't release until padlock shackle is correctly closed)
- Optional Engraving on bottom & key

Locks are supplied keyed different. Two keys supplied with each padlock.

Custom keying options available.



Consult the technical datasheet LOTO-13 on bradyeurope.com/tds



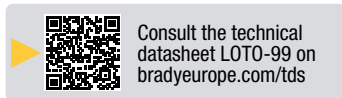
Order Reference	Colour	Shackle Clearance (mm)	Shackle Diameter (mm)	Shackle Clearance (mm)	Shackle Width (mm)	Depth (mm)	Height (mm)	Width (mm)	Quantity
051359	● Black	21.08	6.35	20.60	33.50	16.75	32.00	43.30	12
051355	● Blue	21.08	6.35	20.60	33.50	16.75	32.00	43.30	12
051356	● Green	21.08	6.35	20.60	33.50	16.75	32.00	43.30	12
051358	● Grey	21.08	6.35	20.60	33.50	16.75	32.00	43.30	12
051354*	● Red	21.08	6.35	20.60	33.50	16.75	32.00	43.30	12
051357	● Yellow	21.08	6.35	20.60	33.50	16.75	32.00	43.30	12

*This product meets the ATEX Equipment Directive.

SafeKey aluminum padlocks with steel shackle

- Aluminum padlock with steel shackle provides corrosion resistance
- Non-conductive locking mechanism
- Ideal for indoor and outdoor use, and heavy-duty applications
- Not key-retaining

1 key supplied for each padlock.
Custom keying options available.



Order Reference	Colour	Shackle Clearance (mm)	Shackle Diameter (mm)	Shackle Clearance (mm)	Shackle Width (mm)	Depth (mm)	Height (mm)	Width (mm)	Quantity
Shackle Clearance 38.10 mm / KA - Keyed Alike / pack of 3									
150349	● Black	38.10	6.35	20.32	33.05	19.05	46.00	38.10	3
150261	● Blue	38.10	6.35	20.32	33.05	19.05	46.00	38.10	3
150260	● Brown	38.10	6.35	20.32	33.05	19.05	46.00	38.00	3
150281	● Green	38.10	6.35	20.32	33.05	19.05	46.00	38.10	3
150305	● Orange	38.10	6.35	20.32	33.05	19.05	46.00	38.10	3
150348	● Purple	38.10	6.35	20.32	33.05	19.05	46.00	38.10	3
150262	● Red	38.10	6.35	20.32	33.05	19.05	46.00	38.10	3
150304	● Silver	38.10	6.35	20.32	33.05	19.05	46.00	38.10	3
150282	● Yellow	38.10	6.35	20.32	33.05	19.05	46.00	38.10	3
Shackle Clearance 38.10 mm / KD - Keyed Differently / pack of 1									
150243	● Black	38.10	6.35	20.32	33.05	19.05	46.00	38.00	1
150287	● Blue	38.10	6.35	20.32	33.05	19.05	46.00	38.10	1
150286	● Brown	38.10	6.35	20.32	33.05	19.05	46.00	38.10	1
150264	● Green	38.10	6.35	20.32	33.05	19.05	46.00	38.10	1
150263	● Orange	38.10	6.35	20.32	33.05	19.05	46.00	38.10	1
150333	● Purple	38.10	6.35	20.32	33.05	19.05	46.00	38.10	1
150307	● Red	38.10	6.35	20.32	33.05	19.05	46.00	38.10	1
150242	● Silver	38.10	6.35	20.32	33.05	19.05	46.00	38.00	1
150288	● Yellow	38.10	6.35	20.32	33.05	19.05	46.00	38.10	1
Shackle Clearance 38.10 mm / KD - Keyed Differently / pack of 6									
150240	● Black	38.10	6.35	20.32	33.05	19.05	46.00	38.00	6
150302	● Blue	38.10	6.35	20.32	33.05	19.05	46.00	38.10	6
150301	● Brown	38.10	6.35	20.32	33.05	19.05	46.00	38.10	6
150256	● Green	38.10	6.35	20.32	33.05	19.05	46.00	38.00	6
150326	● Orange	38.10	6.35	20.32	33.05	19.05	46.00	38.10	6
150347	● Purple	38.10	6.35	20.32	33.05	19.05	46.00	38.10	6
150303	● Red	38.10	6.35	20.32	33.05	19.05	46.00	38.10	6
150278	● Silver	38.10	6.35	20.32	33.05	19.05	46.00	38.10	6
150219	● Yellow	38.10	6.35	20.32	33.05	19.05	46.00	38.00	6
Shackle Clearance 76.20 mm / KA - Keyed Alike / pack of 3									
150217	● Black	76.20	6.35	20.32	33.05	19.05	46.00	38.10	3
150277	● Blue	76.20	6.35	20.32	33.05	19.05	46.00	38.10	3
150299	● Brown	76.20	6.35	20.32	33.05	19.05	46.00	38.10	3
150238	● Green	76.20	6.35	20.32	33.05	19.05	46.00	38.10	3
150325	● Orange	76.20	6.35	20.32	33.05	19.05	46.00	38.10	3
150300	● Purple	76.20	6.35	20.32	33.05	19.05	46.00	38.10	3
150218	● Red	76.20	6.35	20.32	33.05	19.05	46.00	38.10	3
150276	● Silver	76.20	6.35	20.32	33.05	19.05	46.00	38.10	3
150239	● Yellow	76.20	6.35	20.32	33.05	19.05	46.00	38.10	3
Shackle Clearance 76.20 mm / KD - Keyed Differently / pack of 1									
150331	● Black	76.20	6.35	20.32	33.05	19.05	46.00	38.10	1
150241	● Blue	76.20	6.35	20.32	33.05	19.05	46.00	38.10	1
150284	● Brown	76.20	6.35	20.32	33.05	19.05	46.00	38.10	1
150360	● Green	76.20	6.35	20.32	33.05	19.05	46.00	38.10	1
150306	● Orange	76.20	6.35	20.32	33.05	19.05	46.00	38.10	1
150330	● Purple	76.20	6.35	20.32	33.05	19.05	46.00	38.10	1
150332	● Red	76.20	6.35	20.32	33.05	19.05	46.00	38.10	1
150283	● Silver	76.20	6.35	20.32	33.05	19.05	46.00	38.10	1
150285	● Yellow	76.20	6.35	20.32	33.05	19.05	46.00	38.10	1
Shackle Clearance 76.20 mm / KD - Keyed Differently / pack of 6									
150216	● Black	76.20	6.35	20.32	33.05	19.05	46.00	38.10	6
150322	● Blue	76.20	6.35	20.32	33.05	19.05	46.00	38.10	6
150235	● Brown	76.20	6.35	20.32	33.05	19.05	46.00	38.10	6
150252	● Green	76.20	6.35	20.32	33.05	19.05	46.00	38.10	6
150344	● Orange	76.20	6.35	20.32	33.05	19.05	46.00	38.10	6
150358	● Purple	76.20	6.35	20.32	33.05	19.05	46.00	38.10	6
150323	● Red	76.20	6.35	20.32	33.05	19.05	46.00	38.10	6
150297	● Silver	76.20	6.35	20.32	33.05	19.05	46.00	38.10	6
150345	● Yellow	76.20	6.35	20.32	33.05	19.05	46.00	38.10	6





Traditional Full Aluminium Padlocks

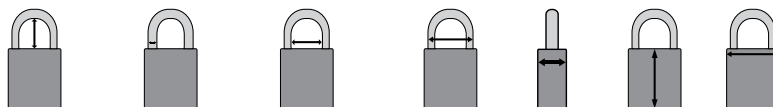
Manufactured with solid aluminum body and shackle, our padlocks are amazingly lightweight and easy to use

- Solid anodised aluminium body
- Supplied with aluminium shackle
- Hardened steel or stainless steel shackle available on request
- Corrosion resistance
- Optional Engraving on front, back, sides, bottom & key
- Lock labels sold separately. See page 38
- Non-key retaining, key retaining upon request
(Key won't release until padlock shackle is correctly closed)

Padlocks are supplied keyed different.
2 keys supplied with each lock, NOT key retaining.
Custom keying and charting is available.



Consult the technical datasheet LOTO-10 on bradyeurope.com/tds



Order Reference	Colour	Shackle Clearance (mm)	Shackle Diameter (mm)	Shackle Clearance (mm)	Shackle Width (mm)	Depth (mm)	Height (mm)	Width (mm)	Quantity
Shackle Height 25.40 mm									
814067	● Black	25.40	6.35	18.80	31.50	19.05	40.00	38.10	6
814065	● Blue	25.40	6.35	18.80	31.50	19.05	40.00	38.10	6
830939	● Brown	25.40	6.35	18.80	31.50	19.05	40.00	38.10	6
814069	● Green	25.40	6.35	18.80	31.50	19.05	40.00	38.10	6
830936	● Grey	25.40	6.35	18.80	31.50	19.05	40.00	38.10	6
814070	● Orange	25.40	6.35	18.80	31.50	19.05	40.00	38.10	6
814071	● Purple	25.40	6.35	18.80	31.50	19.05	40.00	38.10	6
814066	● Red	25.40	6.35	18.80	31.50	19.05	40.00	38.10	6
814068	● Yellow	25.40	6.35	18.80	31.50	19.05	40.00	38.10	6
Shackle Height 38.10 mm									
814074	● Black	38.10	6.35	20.00	31.50	19.05	40.00	38.10	6
814072	● Blue	38.10	6.35	20.00	31.50	19.05	40.00	38.10	6
830940	● Brown	38.10	6.35	20.00	31.50	19.05	40.00	38.10	6
814076	● Green	38.10	6.35	20.00	31.50	19.05	40.00	38.10	6
830937	● Grey	38.10	6.35	20.00	31.50	19.05	40.00	38.10	6
814077	● Orange	38.10	6.35	20.00	31.50	19.05	40.00	38.10	6
814078	● Purple	38.10	6.35	20.00	31.50	19.05	40.00	38.10	6
814073	● Red	38.10	6.35	20.00	31.50	19.05	40.00	38.10	6
814075	● Yellow	38.10	6.35	20.00	31.50	19.05	40.00	38.10	6
Shackle Height 76.20 mm									
814081	● Black	76.20	6.35	20.00	31.50	19.05	40.00	38.10	6
814079	● Blue	76.20	6.35	20.00	31.50	19.05	40.00	38.10	6
830941	● Brown	76.20	6.35	20.00	31.50	19.05	40.00	38.10	6
814083	● Green	76.20	6.35	20.00	31.50	19.05	40.00	38.10	6
830938	● Grey	76.20	6.35	20.00	31.50	19.05	40.00	38.10	6
814084	● Orange	76.20	6.35	20.00	31.50	19.05	40.00	38.10	6
814085	● Purple	76.20	6.35	20.00	31.50	19.05	40.00	38.10	6
814080	● Red	76.20	6.35	20.00	31.50	19.05	40.00	38.10	6
814082	● Yellow	76.20	6.35	20.00	31.50	19.05	40.00	38.10	6



Visit our YouTube™ channel for a range of available training videos.



Traditional Aluminium Compact Padlocks

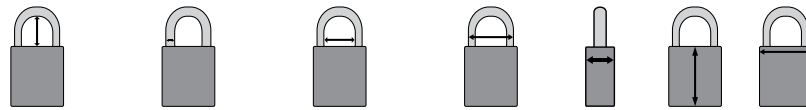
Lightweight and easy to use, ideal for small spaces

- Solid anodised aluminium body
- Supplied with aluminium shackle
- Corrosion resistance
- Engraving on front, back & sides

Padlocks are supplied keyed different. 1 key supplied with each lock.
Custom keying and charting is available.



The compact aluminium padlock is perfect for small space applications and where lightweight and easy to carry locks are needed. For even more durable applications, please refer to Brady's range of padlocks with 6.50 mm diameter shackles for more durability.



Order Reference	Colour	Shackle Clearance (mm)	Shackle Diameter (mm)	Shackle Clearance (mm)	Shackle Width (mm)	Depth (mm)	Height (mm)	Width (mm)	Quantity
Shackle Clearance 25 mm									
834857	● Black	25.00	4.75	17.00	26.00	16.00	35.25	32.00	6
834856	● Blue	25.00	4.75	17.00	26.00	16.00	35.25	32.00	6
834860	● Green	25.00	4.75	17.00	26.00	16.00	35.25	32.00	6
834861	● Orange	25.00	4.75	17.00	26.00	16.00	35.25	32.00	6
834858	● Red	25.00	4.75	17.00	26.00	16.00	35.25	32.00	6
834859	● Yellow	25.00	4.75	17.00	26.00	16.00	35.25	32.00	6
Shackle Clearance 40 mm									
834863	● Black	40.00	4.75	17.00	26.00	16.00	35.25	32.00	6
834862	● Blue	40.00	4.75	17.00	26.00	16.00	35.25	32.00	6
834866	● Green	40.00	4.75	17.00	26.00	16.00	35.25	32.00	6
834867	● Orange	40.00	4.75	17.00	26.00	16.00	35.25	32.00	6
834864	● Red	40.00	4.75	17.00	26.00	16.00	35.25	32.00	6
834865	● Yellow	40.00	4.75	17.00	26.00	16.00	35.25	32.00	6
Shackle Clearance 50 mm									
834869	● Black	50.00	4.75	17.00	26.00	16.00	35.25	32.00	6
834868	● Blue	50.00	4.75	17.00	26.00	16.00	35.25	32.00	6
834872	● Green	50.00	4.75	17.00	26.00	16.00	35.25	32.00	6
834873	● Orange	50.00	4.75	17.00	26.00	16.00	35.25	32.00	6
834870	● Red	50.00	4.75	17.00	26.00	16.00	35.25	32.00	6
834871	● Yellow	50.00	4.75	17.00	26.00	16.00	35.25	32.00	6
Shackle Clearance 75 mm									
834875	● Black	75.00	4.75	17.00	26.00	16.00	35.25	32.00	6
834874	● Blue	75.00	4.75	17.00	26.00	16.00	35.25	32.00	6
834878	● Green	75.00	4.75	17.00	26.00	16.00	35.25	32.00	6
834879	● Orange	75.00	4.75	17.00	26.00	16.00	35.25	32.00	6
834876	● Red	75.00	4.75	17.00	26.00	16.00	35.25	32.00	6
834877	● Yellow	75.00	4.75	17.00	26.00	16.00	35.25	32.00	6



Purple, brown and silver colours available upon request for large volumes.



Laminated Steel Padlocks

Reinforced laminated steel withstands severe physical abuse and hardened steel shackle is difficult to cut.

- Body plates individually coated for superior rust protection
- 5-pin cylinder offers more unique key cuts, better tamper-resistance than conventional 4-pin locks
- Coloured bumpers supplied for identification and protection
- Key retaining system (Key won't release until padlock shackle is closed)
- Optional Engraving on bottom & key
- Lock labels sold separately. See page 38

Padlocks are supplied keyed different. 1 key supplied with each lock.
Custom keying and charting is available.



Consult the technical datasheet LOTO-11 on bradyeurope.com/tds



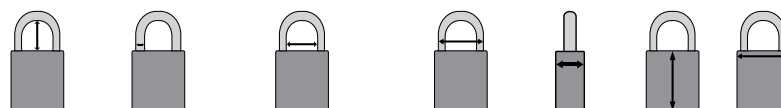
Order Reference	Colour	Shackle Height (mm)	Shackle Diameter (mm)	Shackle Clearance (mm)	Shackle Width (mm)	Depth (mm)	Height (mm)	Width (mm)	Quantity
Shackle Height 20.32 mm									
814087	● Black	20.32	6.35	18.50	31.20	25.40	27.94	43.18	6
814086	● Blue	20.32	6.35	18.50	31.20	25.40	27.94	43.18	6
814092	● Brown	20.32	6.35	18.50	31.20	25.40	27.94	43.18	6
814090	● Green	20.32	6.35	18.50	31.20	25.40	27.94	43.18	6
814091	● Orange	20.32	6.35	18.50	31.20	25.40	27.94	43.18	6
814093	● Purple	20.32	6.35	18.50	31.20	25.40	27.94	43.18	6
814088	● Red	20.32	6.35	18.50	31.20	25.40	27.94	43.18	6
814094	○ White	20.32	6.35	18.50	31.20	25.40	27.94	43.18	6
814089	● Yellow	20.32	6.35	18.50	31.20	25.40	27.94	43.18	6
Shackle Height 38.10 mm									
814096	● Black	38.10	6.35	18.50	31.20	25.40	27.94	43.18	6
814095	● Blue	38.10	6.35	18.50	31.20	25.40	27.94	43.18	6
814101	● Brown	38.10	6.35	18.50	31.20	25.40	27.94	43.18	6
814099	● Green	38.10	6.35	18.50	31.20	25.40	27.94	43.18	6
814100	● Orange	38.10	6.35	18.50	31.20	25.40	27.94	43.18	6
814102	● Purple	38.10	6.35	18.50	31.20	25.40	27.94	43.18	6
814097	● Red	38.10	6.35	18.50	31.20	25.40	27.94	43.18	6
814103	○ White	38.10	6.35	18.50	31.20	25.40	27.94	43.18	6
814098	● Yellow	38.10	6.35	18.50	31.20	25.40	27.94	43.18	6
Shackle Height 50.80 mm									
814105	● Black	50.80	6.35	18.50	31.20	25.40	27.94	43.18	6
814104	● Blue	50.80	6.35	18.50	31.20	25.40	27.94	43.18	6
814110	● Brown	50.80	6.35	18.50	31.20	25.40	27.94	43.18	6
814108	● Green	50.80	6.35	18.50	31.20	25.40	27.94	43.18	6
814109	● Orange	50.80	6.35	18.50	31.20	25.40	27.94	43.18	6
814111	● Purple	50.80	6.35	18.50	31.20	25.40	27.94	43.18	6
814106	● Red	50.80	6.35	18.50	31.20	25.40	27.94	43.18	6
814112	○ White	50.80	6.35	18.50	31.20	25.40	27.94	43.18	6
814107	● Yellow	50.80	6.35	18.50	31.20	25.40	27.94	43.18	6



Ultimate Security Padlocks

- Shackle and body made of highest standard hardened alloy steel
- Abus-Plus 7 pin disk cylinder for ultimate protection against manipulation and key interchanges
- Optional Engraving on bottom & key

Padlocks are supplied keyed different. 2 keys supplied with each lock.
Custom keying and charting is available.



Order Reference	Colour	Shackle Height (mm)	Shackle Diameter (mm)	Shackle Clearance (mm)	Shackle Width (mm)	Depth (mm)	Height (mm)	Width (mm)	Quantity
805837	● Black	26.50	11.00	27.50	49.50	31.00	46.50	62.50	2
805838	● Black	50.00	11.00	27.50	49.50	31.00	46.50	62.50	2
805839	● Black	75.00	11.00	27.50	49.50	31.00	46.50	62.50	1

Fully insulated padlocks

Body and shackle fully insulated against electric shock

- Solid brass body
- Sealed lock body with cylinder cover to protect cylinder from dirt
- 5-pin cylinder
- Inner components made from non-corrosive materials
- Shock absorbing vinyl casing, also protects painted surfaces
- Hardened or stainless steel shackle

Locks are supplied keyed different. 2 keys supplied with each lock.
Keyed alike upon request



Order Reference	Colour	Shackle Clearance (mm)	Shackle Diameter (mm)	Shackle Clearance (mm)	Shackle Width (mm)	Depth (mm)	Height (mm)	Width (mm)	Quantity
805835	● Black	27.50	9.00	23.50	41.50	31.00	45.00	55.00	6
805836	● Blue	27.50	9.00	23.50	41.50	31.00	45.00	55.00	6

Brass Padlocks with stainless steel shackle

- Solid brass body (chrome plated) with stainless steel shackle
- Corrosion resistant
- Precision pin tumbler cylinder
- Optional Engraving on front, back, sides, bottom & key

Locks are supplied keyed different. 2 keys supplied with each lock.
Locks are not key retaining. Keyed alike upon request.



Order Reference	Colour	Shackle Clearance (mm)	Shackle Diameter (mm)	Shackle Clearance (mm)	Shackle Width (mm)	Depth (mm)	Height (mm)	Width (mm)	Quantity
805827	● Chrome	14.00	4.50	14.50	23.50	12.50	29.00	28.50	6
805828	● Chrome	21.00	6.00	19.50	32.50	13.00	32.50	40.00	6
805830	● Chrome	24.00	7.00	25.50	39.50	14.50	37.00	49.50	6



Brass Padlocks with hardened steel shackle

- All inner components are non-corrosive
- Brass body and hardened steel shackle
- Precision pin tumbler cylinder
- Optional Engraving on front, back, sides, bottom & key

Locks are supplied keyed different. 2 keys supplied with each lock.
Locks are not key retaining.



Order Reference	Colour	Shackle Clearance (mm)	Shackle Diameter (mm)	Shackle Clearance (mm)	Shackle Width (mm)	Depth (mm)	Height (mm)	Width (mm)	Quantity
322713	● Brass	22.00	6.50	22.00	35.00	.59	-	40.00	12
805831	● Brass	14.00	4.80	14.50	23.50	12.50	29.00	28.50	6
805834	● Brass	24.00	7.00	25.50	39.50	14.50	37.00	49.50	6



Combination padlock

- Compact, lightweight lock
- Hardened steel shackle
- 4-digit resettable code



Order Reference	Colour	Shackle Clearance (mm)	Shackle Diameter (mm)	Shackle Clearance (mm)	Shackle Width (mm)	Depth (mm)	Height (mm)	Width (mm)	Quantity
101963	● Silver, Black	26.00	6.50	19.50	32.50	18.50	47.50	44.50	1



Safety lock & tag carrier

The Safety Lock & Tag Carrier is designed to hold up to 12 safety padlocks and keys, as well as lockout hasps and procedure tags.

- holds up to 12 padlocks
- includes a key strap and carabiners
- can easily be clipped back to back to carry 24 padlocks
- can easily be attached on a belt
- can easily be mounted on a wall
- available in 4 colours

Order Reference	Description	Width (mm)	Height (mm)	Quantity
148866	Safety Lock & Tag Carrier System - Red	194.06	131.83	1 Kit
148865	Safety Lock & Tag Carrier System - Yellow	194.06	131.83	1 Kit
148861	Safety Lock & Tag Carrier System - Green	194.06	131.83	1 Kit
148862	Safety Lock & Tag Carrier System - Blue	194.06	131.83	1 Kit
148863	Write-On Lockout Procedure Tag	76.20	146.05	10 / Pack



Labels for Traditional Nylon padlocks

- Made of durable vinyl, writable using pencil, pen or marker

Order Reference	Text/Legend	Reverse Legend	Material	Brady Material No.	Quantity
051379	DANGER LOCKED OUT, PELIGRO EQUIPO BLOQUEADO, DANGER VERROUILLÉE	PROPERTY OF, PROPIEDAD DE, PROPRIETE DE	Vinyl	B-826	6



Labels for SafeKey Nylon padlocks

- Made of durable vinyl, writable using pencil, pen or marker

Order Reference	Text/Legend	Reverse Legend	Material	Brady Material No.	Quantity
150555	LOCKED OUT DO NOT REMOVE; VERROUILLÉ NE PAS ENLEVER; EQUIPO BLOQUEADO NO REMUEVA	PROPERTY OF; PROPIÉTÉ DE; PROPIEDAD DE	Vinyl	B-826	6
150556	LOCKED OUT DO NOT REMOVE; VERROUILLÉ NE PAS ENLEVER; EQUIPO BLOQUEADO NO REMUEVA	PROPERTY OF; PROPIÉTÉ DE; PROPIEDAD DE	Vinyl	B-826	6



Labels for aluminium padlocks

- Made of durable vinyl, writable using pencil, pen or marker

Order Reference	Text/Legend	Reverse Legend	Material	Brady Material No.	Height (mm)	Width (mm)	Quantity
050289	DANGER LOCKED OUT	PROPERTY OF	Vinyl	B-826	20.32	27.94	6
050292	BLOQUEADO	PROPIEDAD DE	Vinyl	B-826	20.32	27.94	6
050293	VERROUILLÉE	PROPRIETE DE	Vinyl	B-826	20.32	27.94	6



Labels for steel padlocks

- Made of durable vinyl, writable using pencil, pen or marker
- Supplied with B-674 overlaminates strips for enhanced durability

Order Reference	Text/Legend	Reverse Legend	Material	Brady Material No.	Height (mm)	Width (mm)	Quantity
050280	DANGER LOCKED OUT	PROPERTY OF	Vinyl	B-826	19.05	114.30	6
050281	PELIGRO EQUIPO BLOQUEADO	PROPIEDAD DE	Vinyl	B-826	19.05	114.30	6
050283	DANGER VERROUILLÉE	PROPRIETE DE	Vinyl	B-826	19.05	114.30	6



Padlock tags

- Made of calendered vinyl material that accepts pencil, pen, or marker
- 9.53 mm metal grommet that fits over most padlock shackles
- The grommet area adds another 25.40 mm to the height of the tag giving an overall size of 50.80 x 101.60 mm.

Order Reference	Text/Legend	Material	Height (mm)	Width (mm)	Quantity
105722	DANGER EQUIPMENT LOCKED OUT	Vinyl	76.20	50.80	1
105723	DANGER DO NOT OPERATE	Vinyl	76.20	50.80	1
105724	DANGER DO NOT OPERATE / PELIGRO NO ACTIVE	Vinyl	76.20	50.80	1



Padlock lubricant

- Non-greasing spray for lock cylinders, office machines, tools, car locks, etc.
- In order to improve the longevity of your safety padlocks, we recommend to do regular maintenance of the padlock with lubricant.



Order Reference	Description	Quantity
834194	Maintenance spray 50ml	1

“Cobra” cable

- Flexible steel wire with protective PVC coating

Order Reference	Description	Diameter (mm)	Length (m)	Quantity
805844	Cobra Cable	8.00	2.00 m	1



Maximum chain security

- Chain made from hardened special chain steel
- Fabric sleeve protects paint work and chrome from damage

Order Reference	Description	Length (m)	Quantity
805846	Maximum Chain Security - 10 mm diam	1.10 m	2
805845	Maximum Chain Security - 8 mm diam	1.10 m	2



Double loop cable

Double looped cable lockout devices are perfect in any situation that requires a flexible lockout device and a visual deterrent.

- Ideal for locking out large valves in many different industries
- Lightweight alternative to large, heavy chains
- Comes in four lengths to ensure a secure fit

Order Reference	Length (m)	Diameter (mm)	Material	Colour	Quantity
170972	0.61 m	4.83	ABS	Red	1
170974	1.83 m	4.83	ABS	Red	1
170975	2.44 m	4.83	ABS	Red	1
131064	1.22 m	4.57	Steel	Red	1



Brady - your complete work safety solution provider

Find out more about safety products from our extensive portfolio. Visit our websites or contact your nearest Brady representative.



Visual Tagging Solutions

Provide essential records of the safe condition of all your site equipment and scaffolding.

- Simple to implement
- Easy for workers to understand
- Specially designed for rough environments
- Highly visible



Safety Signs - Important information at the point of need

We offer more than 8,000 different signs for safety, maintenance and facility identification.

- Designed to withstand even the harshest industrial environments
- Bright colours, bold text and intuitive pictograms
- Compliant with the latest standards and regulations
- Highly visible and easy to understand communication



Pipe Markers - Easily identify pipe content and flow direction

The correct identification of pipes ensures a better insight into a building's structure. Accidents, injuries and damage can be prevented.



Sorbents - Smart spill control

Clean, fast and safe removal of oil, water and chemicals spills.

- Adsorbs 10-25 times its own weight within a few seconds
- Environmentally friendly
- Spend less time cleaning



Lock boxes and padlock centres

Brady offers a range of group lock boxes which are ideal when multiple authorised employees are involved with the equipment servicing. There are also several solutions available for efficient padlock storage.

- 42 SAFETY REDBOX™ group lockout box
- 42 Group lock box
- 43 Combined lock storage/group lockout box
- 43 Portable group lockout box
- 43 Ultra compact lock box
- 44 Wall-mounted metal group lockout box
- 44 Portable/wall group lockout box
- 45 SlimView group lock box
- 45 26 Group Lock Box
- 46 Enclosed padlock storage modules
- 46 Padlock control centre
- 46 Combined lockout & lock box station
- 47 Padlock stations
- 48 Permit Control Stations





SAFETY REDBOX™ group lockout box

Wall-mountable group lock box with quick-release system for great portability.

- Comes complete with convenient wall mounting bracket:
 - For storage, display and lockout event readiness
 - Quick release feature lets you carry SAFETY REDBOX™ to the point of need
 - SAFETY REDBOX™ can also be locked in place during lockout events
 - Cover is hinged lengthwise on the box for convenient opening and access even when wall-mounted
- Devices needed for specific equipment lockout needs can be stored directly in the box
- Convenient push button latching mechanism to keep the cover shut
- Internal slide button to secure the SAFETY REDBOX to the wall bracket
- Accepts up to 12 workers safety padlocks. Stays locked until all are removed
- Can hold up to 40 padlocks if not attached to the wall
- Made of heavy duty steel, powder-coated for extra rust resistance
- Designed to withstand a wide range of environmental conditions

Order Reference	Description	Colour	Height (mm)	Width (mm)	Depth (mm)	Max number of padlocks applied	Max. Number of Padlocks Stored	Quantity
145579	Safety Redbox Group Lockout Box - Red	Red	154.90	236.22	91.44	12	12	1
145580	Safety Redbox Group Lockout Box - Yellow	Yellow	154.90	236.22	91.44	12	12	1
307035	Additional Bracket for Safety REDBOX Group Lockout Box	Red	40.00	174.00	-			1

▶  Consult the technical datasheet LOTO-76 on bradyeurope.com/tds



SAFEKEY
LOCKOUT PADLOCKS

Group lock box

For group lockout situations involving a large number of workers and equipment.

- After machine or process is locked out, the key or keys of the machine are placed in a lock box. Each authorised work team member places a personal lock or tagout device in the group lock box.
- Ensures that no single employee has access to the box unless ALL employees have removed their locks or tags

Order Reference	Description	Colour	Height (mm)	Width (mm)	Depth (mm)	Max number of padlocks applied	Max. Number of Padlocks Stored	Quantity
830929	Extra Large Metal Lockbox	Red	152.40	226.06	177.80	13	75	1
045190	Portable Metal Group Lock Box	Blue	152.40	226.06	88.90	13	40	1
065672	Portable Metal Group Lock Box	Yellow	152.40	226.06	88.90	13	40	1
065699	Portable Metal Group Lock Box	Red	152.40	226.06	88.90	13	40	1

▶  Consult the technical datasheet LOTO-18 on bradyeurope.com/tds



SAFEKEY
LOCKOUT PADLOCKS

Lock boxes SafeKey compatible

Combined lock storage/group lockout box

Handy box features a lockable storage compartment and a group lockout compartment.

- Made of heavy duty steel, powder-coated for extra rust resistance
- Group lockout compartment has clear Lexan window with keyhole slot
- Storage compartment holds approx. 50 padlocks. 17 padlocks holes in group lock box lid



Order Reference	Description	Colour	Height (mm)	Width (mm)	Depth (mm)	Quantity
105716	Small metal lock box	White on Red	161.03	299.72	67.82	1



Consult the technical datasheet LOTO-19 on bradyeurope.com/tds

Portable group lockout box

Optimise coordination, safety and efficiency with the Portable Group Lockout Box, complete with 21 lock holes (20 workers plus ops lock) and storage for up to 42 / 56 padlocks

- Built to last – Made of heavy-duty powder coated steel to resist rust and industrial wear and tear
- Space-saving recessed body lets padlocks hang straight
- Window offers visual confirmation of secured keys
- Removable key tray for secure storage when locked out and easy retrieval when complete
- Flat-handled cover allows convenient stacking and storage

Order Reference	Description	Material	Colour	Height (mm)	Width (mm)	Depth (mm)	Quantity
175462	Portable Group Lockout Box - Large	Polycarbonate Steel	Red	228.60	304.80	209.19	1
175461	Portable Group Lockout Box - Small	Polycarbonate Steel	Red	171.45	304.80	209.19	1



SAFEKEY
LOCKOUT PADLOCKS

Ultra compact lock box

- Easy portability and toolbox/bag fit with durable, compact design
- Simple storage with wall-mount bracket and releasing push lock (reverse push lock for added security)
- Effective group lockout with 12 lock slots
- Efficient energy isolation with space to carry 6 padlocks inside
- Box content visibility with hinged, transparent cover
- Convenient key storage with 3 hanging hooks



SAFEKEY
LOCKOUT PADLOCKS

Order Reference	Description	Colour	Height (mm)	Width (mm)	Depth (mm)	Quantity
149173*	Ultra-Compact Group Lock Box	Red	148.49	100.33	69.67	1

*This product meets the ATEX Equipment Directive.



Wall-mounted metal group lockout box


- Made of durable, powder-coated steel with key slot on top
- Includes clear Lexan window that slides out when locks are removed
- Comes with key pegs and ID labels to simplify key management
- Pre-drilled holes and hardware included for quick mounting

SAFEKEY
LOCKOUT PADLOCKS

Order Reference	Description	Height (mm)	Width (mm)	Depth (mm)	Max number of padlocks applied	Quantity
105714	Small metal wall lock box	177.80	203.00	63.50	7	1
105715	Large metal wall lock box	177.80	406.00	57.15	12	1

Portable/wall group lockout box

- Made of yellow powder-coated metal
- Can be used alone or in combination with Industrial Strength Lockout Station
- Accommodates 8-10 locks (depending on lock size)



Order Reference	Description	Material	Colour	Height (mm)	Width (mm)	Depth (mm)	Quantity
046134	PRINZING Portable / Wall Group Lockout Box	Mild Sheet Steel	Black on Yellow	149.86	355.60	73.66	1



SAFEKEY
LOCKOUT PADLOCKS

Lock boxes SafeKey compatible

SlimView group lock box

- Efficient and easy to use thanks to a slim design with pre-cut mounting holes and transparent door
- Easily carry up to 12 padlocks with built-in padlock & key hangers
- Safe key deposit that can be locked with up to 12 padlocks
- Padlocks sold separately



Order Reference	Description	Material	Colour	Height (mm)	Width (mm)	Depth (mm)	Quantity
150505	SlimView Group Lock Box	Heavy Duty Steel with Polycarbonate Cover	Red	153.92	266.95	87.63	1
151761	SlimView Group Lock Box	Heavy Duty Steel with Polycarbonate Cover	Yellow	153.92	266.95	87.63	1

26 Group Lock Box

The 26 Group Lock Box provides the ultimate in simplicity, storage and security for large group-lockout scenarios.

- Up to 26+1 workers can lock on per box
- Easy to wall-mount with button mount holes
- Clear viewing panel gives you a clear view of equipment
- Centre-hanging ops lock identifies the lockout coordinator or shift manager
- Locking tabs fully secure viewing panel and prevent key removal, regardless of lock point in use
- 11 hooks store up to three 38.10 mm or 76.20 mm shackle padlocks and keys

Order Reference	Description	Material	Colour	Height (mm)	Width (mm)	Depth (mm)	Quantity
09008	26 Group Lock Box	Plastic	Yellow	279.40	330.20	101.60	1
152189	26 Group Lock Box	Plastic	Red	279.40	330.20	101.60	1



SAFEKEY
LOCKOUT PADLOCKS



SAFEKEY
LOCKOUT PADLOCKS

Lock boxes SafeKey compatible



Enclosed padlock storage modules

Provides safe storage and controls access to padlocks.

- Constructed of plastic with lockable, transparent acrylic doors
- Each metal hook can hold 2 locks
- Holds up to 40 padlocks
- Padlocks sold separately

Order Reference	Description	Colour	Height (mm)	Width (mm)	Depth (mm)	Quantity
065241	Enclosed Padlock Storage Modules	White	762.00	381.00	88.90	1



Padlock control centre

- Each nickel coated metal hook is large enough to hold two locks (not included)
- Two KD keys provided for cabinet lock

Order Reference	Description	Material	Colour	Height (mm)	Width (mm)	Depth (mm)	Quantity
800118	Padlock Control Centre - 18 hooks	Powder-coated Steel	Red	431.80	361.95	50.80	1
800119	Padlock Control Centre - 8 hooks	Powder-coated Steel	Red	304.80	254.00	50.80	1



Combined lockout & lock box station

- Powder-coated metal yellow cabinet
- Lockout safety tips printed on inside of door
- Lock box attaches to bottom of cabinet, accommodates 8-10 locks (depending on size)
- Comes with one adjustable shelf (extra shelves available)
- Lockout cabinet is capable of being locked closed and can easily be wall mounted using pre-drilled holes in back
- Cabinet dimensions: (H) 406 x (W) 355 x (D) 152 mm
- Lock box dimensions: (H) 152 x (W) 381 x (D) 76 mm

▶ Empty lockout station also supplied separately See page 83

Order Reference	Description	Material	Colour	Height (mm)	Width (mm)	Depth (mm)	Quantity
099708	Combined Lockout & Lock Box Station w/ Components	Powder-coated Metal	Black on Yellow	406.40	355.60	152.40	1

Components include: 1 - 120V Snap-on Breaker Lockout, 1 - 120/277 V Clamp-on Breaker Lockout, 1 - 480-600 V Clamp-on Breaker Lockout, 1 - Universal Multi-pole Breaker Lockout, 1 - Oversized Breaker Lockout, 1 - Cleat for 120/277 V Clamp-on Lockout, 1 - Cleat for 480/600 V Clamp-on Lockout, 1 - Wall Switch Lockout, 1 - 110 V Plug Lockout, 1 - 3-in-1 Plug Lockout, 1 - 25 - 64 Gate Valve Lockout and 1 - 25.40 - 165.10 Adjustable Gate Valve Lockout

Portable padlock station

- Holds up to 10 padlocks, 6 lockout hasps and 10 tags
- Made from polypropylene: light and rustproof
- Pre-drilled holes: easy to mount on wall
- Station is supplied without contents

Order Reference	Description	Material	Colour	Height (mm)	Width (mm)	Depth (mm)	Quantity
811218	Portable Padlock Station	Polypropylene	Yellow	432.00	337.00	64.00	1



12-Lock Lockout Station

- Built to last – all components meet Brady's highest standards for quality, durability and reliability
- Ultimate accessibility – place locks, tags and devices at the point of need to help authorised workers maintain safety and compliance
- Comes with predrilled holes for easy wall mounting
- The station holds up to 12 padlocks plus lockout hasps and tags
- Lockable clear plastic door provides instant visibility while protecting contents from damage, theft and loss
- Includes: 1 Carrying Handle, 6 Lock Hooks (can hold 2 padlocks), 2 Tag Holders, 1 Device Bin, Tri-lingual Labels

Order Reference	Description	Material	Colour	Height (mm)	Width (mm)	Depth (mm)	Quantity
170397	12-Lock Lockout Station	Polypropylene	Yellow, Black	406.40	355.60	88.90	1



SAFEKEY
LOCKOUT PADLOCKS

Padlock stations

- Steel padlock holder with red plastic coating
- Small holder allows up to 4 padlocks while large holder allows up to 24 padlocks

Order Reference	Description	Material	Colour	Height (mm)	Width (mm)	Depth (mm)	Quantity
800121	Large Padlock Station	Steel	Red	114.30	406.40	34.00	1
800120	Small Padlock Station	Steel	Red	114.30	76.20	34.00	1



Permit Control Stations

Find the option that's right for your facility

We've got the options that are right for you — from slim and portable lock boxes to contractor-specific and more, all paired with the versatile, lightweight Permit Display Case. Select the station that's right for you.



26 Group Lock Box Permit Control Station



- Ideal for your large group lockout scenarios where keeping things centralised is most important
- Up to 26 workers can lock on per lock box
- The ultimate in simplicity, storage and security
- Clear door gives you a clear view into everything you need
- Permit Display Case keeps documentation close and easily viewable

Order Reference	Description
152731	Permit Control Station with 26 Group Lock Box

SlimView™ Permit Control Station



- Ideal for mid-size group lockout projects where mobility is key
- Rugged steel body and polycarbonate door stand up to all of your toughest jobs
- Convenient storage for up to 12 padlocks with built-in padlock and key hangers
- Easy to wall mount with button mount holes
- Clear door gives you clear view into everything you need
- Permit Display Case keeps documentation close and easily viewable

Order Reference	Description
152730	Permit Control Station with Slimview Group Lock Box

Ultra-Compact Lock Box Permit Control Station



- Ideal for smaller group lockout tasks and areas where space may be limited
- Wall-mountable and detachable
- Compact size lets it fit easily into a toolbox, bag or the palm of your hand
- Up to 12 workers can lock on per box
- Hinged transparent cover for easy viewing of contents inside
- Permit Display Case keeps documentation close and easily viewable

Order Reference	Description
152732	Permit Control Station with Ultra-Compact Lock Box

Permit Display Case

Protect and display permits, P&IDs, lockout checklists and maintenance paperwork during lockout tagout.



- Water- and dust-resistant — Keep the elements at bay with a durable design
- Flexible — Case or clipboard or both remove easily
- Compliant — Implement this best practice when it comes to group lockouts across many industries
- Best practice solution for group lockouts, can hold 25 sheets of paper – DIN A4 or Letter format

Order Reference	Description	Material	Height (mm)	Width (mm)	Depth (mm)	Quantity
151736	Permit Display Case	Plastic	431.80	247.65	38.10	1



Lockout devices

Brady offers a comprehensive line of Lockout devices for both electrical and mechanical risk lockout.

Cable lockout devices

- 50 All purpose cable lockout
- 50 SAFELEX™ universal cable lockout device
- 51 No-Handle Valve Lockout with Cable
- 51 Original cable lockout
- 51 Mini cable lockout
- 52 Clamping Cable Lockout
- 52 Spin Cable Lockout
- 53 Scissor-Lok lockout device
- 53 Brady cable lockout device
- 53 Double loop cable

54 Universal valve lockout

Ball valve lockouts

- 55 Perma-mount™ ball valve lockout
- 55 Ball valve lockout
- 56 T-handle Ball Valve Lockout
- 56 Brady ball valve lockout

Gate valve lockouts

- 57 Standard gate valve lockout
- 58 Collapsible gate valve lockouts
- 58 Adjustable gate valve lockout

Butterfly valve lockouts

- 59 Brady butterfly valve lockout
- 59 Universal valve lockout
- 59 Butterfly valve lockout
- 59 Pull handle butterfly valve lockout

60 Pipe blind lockout

Gas and airline lockouts

- 60 Plug valve lockout
- 60 Cylinder tank lockout
- 61 Gas cylinder lockout
- 61 SMC airline regulator
- 61 Pneumatic quick-disconnect lockout
- 61 Plug valve lockout

Electrical risk

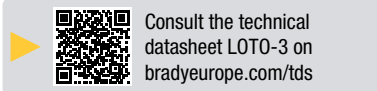
- 62 Miniature circuit breaker lockout
- 62 EZ Panel Loc™ system
- 63 TAGLOCK™ circuit breaker securing devices
- 63 Oversized breaker lockout device
- 63 Rotary circuit breaker lockout
- 64 Fuse lockout
- 64, 65 480-600V breaker lockout
- 64 Universal multi-pole breaker lockout
- 64 Economy multi-pole breaker lockout
- 64 Compact Circuit Breaker Lockout
- 64 Single pole circuit breaker lockout
- 65 Universal mini circuit breaker lockout
- 65 Low profile breaker lockout
- 65 Clamp-on circuit breaker lockout - Slide cover
- 65 Low profile breaker lockout
- 66 Fuse lockout - insulation plugs
- 66, 67 Lockout devices for plug connections
- 66 Stopower™ plug lockouts
- 66 Detachable power cord plug lockout
- 66 Fuse blockout devices
- 67, 68 Wall switch lockouts
- 67 3-in-1 electrical plug lockout
- 66 Isolation Plugs
- 67 Hubbell plugout for industrial plug connections
- 67 Large electrical/pneumatic lockout
- 68 Pendant Lockout Safety Cover
- 68 Lockout bag
- 68 EV charging port & plug lockout
- 68 BatteryBlock power connector lockout
- 68 Steering Wheel Safety Cover
- 69 Twist and Secure™ push button & e-stop covers
- 69 Push button lockouts
- 70 Confined space safety covers



All purpose cable lockout

The ergonomic, hand-fitted body makes it easy to tighten the cable. Can be used to lock out valves, disconnect switches, circuit breakers and more.

- Locks out multiple control points with a single device = reduced equipment costs
- Interchangeable cables, select the best type suited for the job
- High portability, cable is fixed in device which prevents loose ends from causing a hazard when in use
- Body withstands chemicals and corrosion
- 4 padlocks can be applied
- Material: ABS Plastic/Glass-filled Nylon



Order Reference	Description	Cable Diameter (mm)	Colour	Max. Shackle Diameter (mm)	Quantity
170377*	All Purpose Cable Lockout without Cable	-	Green	8.99	1
050944	All Purpose Cable Lockout without Cable	-	Red	8.99	1
050941*	All Purpose Cable Lockout with Nylon Cable - 2.44 m	3.18	Red	8.99	1
170407	All Purpose Cable Lockout with sheathed steel cable - 0.91 m	3.18	Red	8.99	1
170378	All Purpose Cable Lockout with sheathed steel cable - 2.44 m	3.18	Green	8.99	1
050943*	All Purpose Cable Lockout with sheathed steel cable - 2.44 m	3.18	Red	8.99	1
170406	All Purpose Cable Lockout with sheathed steel cable - 4.57 m	3.18	Red	8.99	1

*This product meets the ATEX Equipment Directive.

Additional Cables

Order Reference	Description	Length (m)	Colour	Diameter (mm)	Quantity
170379	All Purpose Nylon Cable Lockout Cable	50.00 m	Red	3.18	1
170409	All Purpose Nylon Cable Lockout Cable - 2.44 m	2.44 m	Red	3.18	1
170408	All Purpose Steel Cable Lockout Cable - 2.44 m	2.44 m	Transparent	3.18	1



SAFELEX™ universal cable lockout device

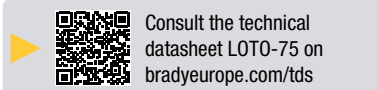
Secure multiple energy disconnects with versatile group lockout hasp.

- Safety hasp-shaped body clearly identifies the equipment lockout application
- Lightweight for easy handling, carrying, operation and storage
- Versatile to lock out multiple electrical or valve energy isolation points
- Effectively lock out diverse shutoff configurations
- Complete the lockout by securing 1 to 6 safety padlocks to the locking body
- Cable can be tightened to remove slack even when locked
- Designed to withstand a wide range of environmental conditions



Order Reference	Description	Cable Length (m)	Cable Diameter (mm)	Colour	Max. Shackle Diameter (mm)	Quantity
145554	SAFELEX Universal Cable Lockout Device - 1 m Sheathed Steel Cable	0.91	4.32	Black, Red	9.40	1
145550*	SAFELEX Universal Cable Lockout Device - 2 m Nylon Cable	1.83	4.32	Black, Red	9.40	1
145553	SAFELEX Universal Cable Lockout Device - 2 m Sheathed Steel Cable	1.83	4.32	Black, Red	9.40	1
145549	SAFELEX Universal Cable Lockout Device - 3 m Nylon Cable	3.05	4.32	Black, Red	9.40	1
145552	SAFELEX Universal Cable Lockout Device - 3 m Sheathed Steel Cable	3.05	4.32	Black, Red	9.40	1
145551	SAFELEX Universal Cable Lockout Device - 5 m Sheathed Steel Cable	4.57	4.32	Black, Red	9.40	1

*This product meets the ATEX Equipment Directive.



No-Handle Valve Lockout with Cable

No handle, no problem – bring the convenience of cable lockouts to handle-off ball, gate and pneumatic valves with the versatile No-Handle Valve Lockout with Cable.

- Goes on easy – just place cap, thread cable, close door, pull tight and apply padlock.
- Stays on securely – tough plastic cam wheels hold cable tight and closable protective cam door prevents loosening or tampering.
- Cable can be pulled tight, but never loosened, after cam door is closed.
- Two interchangeable rubber bases ensure a snug fit to further prevent tampering.
- 0.91 m sheathed metal cable stands up to heavy use and abuse.
- Four lock holes, including a hasp-compatible bottom hole, provide secure lock points for multiple workers.



Order Reference	Description	Diameter (mm)	Depth (mm)	Max. Shackle Diameter (mm)	Min. Shackle Clearance (mm)	Quantity
175644	No-Handle Valve Lockout with Cable	56.90	125.98	7.11	4.57	1

Original cable lockout

Brady's original, patented cable lockout device is perfect for your difficult lockout situations such as large gate valves or oversized devices.

- Simply squeeze device to tighten cable, insert your padlock to secure the handle and you're done!
- Body is made of impact modified nylon
- Available in several colours
- Comes with galvanised steel cable (non-coated)

Order Reference	Description	Colour	Height (mm)	Width (mm)	Cable Length (m)	Cable Diameter (mm)	Quantity
045191	Original Cable Lockout	Blue	165.10	76.20	1.83	3.18	1
045192	Original Cable Lockout	Yellow	165.10	76.20	1.83	3.18	1
065318	Original Cable Lockout	Red	165.10	76.20	1.83	3.18	1



Additional cable

Order Reference	Description	Colour	Length (m)	Diameter (mm)	Quantity
065319	Additional Cable	Silver	2.44	3.18	1
065320	Additional Cable	Silver	3.05	3.18	1

Mini cable lockout

Fits in the palm of your hand and is easily stowed away in your toolbox! One device for both electrical and mechanical lockout applications saves time and money.

- Locks out valves as well as disconnected switches and circuit breakers
- Cable stored internally: works just like a tape measure, prevents cable from getting tangled
- Push-button self-winding mechanism automatically holds cable tight
- Comes with vinyl-coated steel cable or non-conductive nylon cable
- The sheathed metal cable provides extra strength for getting a tight fit on valves and levers
- Superior chemical, corrosion and temperature resistance
- 6 Padlocks can be applied



Consult the technical datasheet LOTO-38 on bradyeurope.com/tds

Order Reference	Description	Diameter (mm)	Depth (mm)	Max. Shackle Diameter (mm)	Min. Shackle Clearance (mm)	Cable Length (m)	Cable Diameter (mm)	Quantity
051442*	Mini Cable Lockout with nylon cable	101.60	45.27	7.87	19.05	2.44	1.78	1
050940	Mini Cable Lockout with steel cable	101.60	45.21	7.87	19.05	2.44	1.78	1


*This product meets the ATEX Equipment Directive.



Clamping Cable Lockout

Conquer tough or tight spaces and the widest variety of ball, gate and butterfly valves with the innovatively easy Clamping Cable Lockout.

- Innovative design puts maximum options for a fixed counterpoint in play, including the immediate valve pipe
- Familiar quick-release trigger clamp with ergonomic grip allows for easy one-handed operation
- Goes on easy – just squeeze clamp, thread cable, close door, pull tight and apply padlock
- Stays on securely – cam wheels grip cable securely, closable cam door prevents cable loosening or tampering, and panel door arm prevents clamp releasing
- Cable can be pulled tight, but never loosened, after cam door is closed
- Includes interchangeable durable steel or scratch-minimising rubber jaws
- Four lock holes, including a hasp-compatible bottom hole, provide secure lock points for multiple workers



Order Reference	Description	Cable Length (m)	Cable Diameter (mm)	Colour	Max. Shackle Diameter (mm)	Min. Shackle Clearance (mm)	Quantity
170481	Clamping Cable Lockout - Red	2.44	3.18	Red	7.11	4.57	1
170482	Clamping Cable Lockout - Green	2.44	3.18	Green	7.11	4.57	1



Spin Cable Lockout

Effectively lock out many types of difficult-to-secure isolation points, including valves, handles and oversized devices, with this versatile cable lockout solution.

- Can be stored with the machine or at the point of need without cluttering space thanks to its small footprint (Ø 55.12 mm)
- Extremely adaptable functionality means this one device can take the place of multiple application-specific devices, saving time and storage space
- Three colours available to help differentiate isolation points, energy or equipment in your facility



Order Reference	Description	Colour	Cable Length (m)	Cable Diameter (mm)	Max. Shackle Diameter (mm)	Min. Shackle Clearance (mm)	Quantity
122253	Double Hex Spin Lockout with Cable	● Red	1.50	3.05	8.13	-	1
122254	Double Hex Spin Lockout with Cable	● Yellow	1.50	3.05	8.13	-	1
122255	Double Hex Spin Lockout with Cable	● Green	1.50	3.05	8.13	-	1
122247	Double Hex Spin Lockout without Cable	● Red	-	-	8.13	19.05	1
122248	Double Hex Spin Lockout without Cable	● Yellow	-	-	8.13	19.05	1
122249	Double Hex Spin Lockout without Cable	● Green	-	-	8.13	19.05	1
122250	Extra Secure Spin Lockout with Cable and Tool	● Red	1.50	3.05	8.13	-	1
122252	Extra Secure Spin Lockout with Cable and Tool	● Green	1.50	3.05	8.13	-	1
152268	Extra Secure Spin Lockout with Cable and Tool	● Yellow	1.50	3.05	8.13	-	1
122244	Extra Secure Spin Lockout without Cable	● Red	-	-	8.13	19.05	1
122245	Extra Secure Spin Lockout without Cable	● Yellow	-	-	8.13	19.05	1
122246	Extra Secure Spin Lockout without Cable	● Green	-	-	8.13	19.05	1
122263	Spin Lockout Cable	○ Transparent	50.00	3.05	-	-	1

Scissor-Lok lockout device

Locks out multiple gate valves simultaneously. Secures power cords, freestanding equipment, tanks, cylinders or safety guards.

- Made of heavy-duty chemical resistant nylon
- Available with vinyl coated cable
- 3 padlocks can be applied. When using own cable, the outside diameter must be 4.76 mm or less

The cable and device can be combined in several ways (see examples).



Order Reference	Description	Cable Length (m)	Colour	Max. Shackle Diameter (mm)	Min. Shackle Clearance (mm)	Quantity
236921	Scissor Lok Device with Cable	0.91	Yellow	7.00	19.05	1

Brady cable lockout device

Locks out gate valves, gas cylinders, electrical devices and more!

- Comes with steel cable and a unique hasp lockout device
- 6 padlocks can be applied
- Service temperature from -20 °C to 80 °C



Order Reference	Description	Cable Length (m)	Cable Diameter (mm)	Colour	Max. Shackle Diameter (mm)	Min. Shackle Clearance (mm)	Quantity
800112	Cable Lockout Device with Cable	1.83	4.78	Red	8.00	15.00	1
800114	Cable Lockout Device with Cable	3.05	4.78	Red	8.00	15.00	1
800113	Additional Cable	1.83	4.76	Red	-	-	1
800115	Additional Cable	3.05	4.76	Red	-	-	1



Consult the technical datasheet LOTO-41 on bradyeurope.com/tds

Double loop cable

Double looped cable lockout devices are perfect in any situation that requires a flexible lockout device and a visual deterrent.

- Ideal for locking out large valves in many different industries
- Lightweight alternative to large, heavy chains
- Comes in four lengths to ensure a secure fit

Order Reference	Length (m)	Diameter (mm)	Material	Colour	Quantity
170974	1.83 m	4.83	ABS Plastic	Red	1
170975	2.44 m	4.83	ABS Plastic	Red	1
131063	0.61 m	4.57	Steel	Red	1
131064	1.22 m	4.57	Steel	Red	1





Universal valve lockout

The universal lockout device is a modular system which enables you to lock out valves of different types and sizes. No other device offers such flexibility and security. There are two sizes available - large and small.

- Modular system makes your investment economical and flexible
- Can be used to lock out large levers, T-handles and other hard-to-secure mechanical devices
- Open-ended clamp fits over closed rings and wide handles
- Locks out valves in open and closed positions
- Made from glass filled nylon for rugged durability, chemical and corrosion resistant
- 2 padlocks can be applied



Consult the technical datasheet LOT0-24 on bradyeurope.com/tds

Order Reference	Description	Max. Handle Thickness (mm)	Max. Valve Handle Width (mm)	Max. Shackle Diameter (mm)	Min. Shackle Clearance (mm)	Cable Length (m)	Cable Diameter (mm)	Quantity
Complete System								
051394	Small Universal Valve Lockout w/ Sheathed Cable & Blocking Arm	15.24	25.40	9.91	20.00	2.44	3.18	1
051388*	Large Universal Valve Lockout w/ Nylon Cable & Blocking Arm	27.94	40.64	9.91	20.00	2.44	3.18	1
051390*	Small Universal Valve Lockout w/ Nylon Cable & Blocking Arm	15.24	25.40	9.91	20.00	2.44	3.18	1
051392	Large Universal Valve Lockout w/ Sheathed Cable & Blocking Arm	27.94	40.64	9.91	20.00	2.44	3.18	1
Bases								
050924	Small Universal Valve Lockout Base Clamping Unit	15.24	25.40	9.91	20.00	-	-	1
050899	Large Universal Valve Lockout Base Clamping Unit	27.94	40.64	9.91	20.00	-	-	1
065400	Small Universal Valve Lockout Base + Arm (Closed Jam)	15.24	25.40	9.00	20.00	-	-	1
065401	Large Universal Valve Lockout Base + Arm (Closed Jam)	27.94	40.64	9.00	20.00	-	-	1
Accessories								
051395	Cable attachment with 2.44 metre sheathed cable. Cable diameter 3.175 mm	-	-	-	-	-	-	1
065402	Small Blocking Arm	-	-	-	-	-	-	1
065403	Large Blocking Arm	-	-	-	-	-	-	1



*This product meets the ATEX Equipment Directive.

The modular construction of the Universal Lockout allows the user to add various accessories to make the device suitable for a range of valves. Simply disassemble the device and slot in the relevant accessory.

Optional blocking arm(s) can be added to make device suitable for ball valves in closed, open or partially open positions

Cable attachment can be added to make device suitable for locking off gate valves.



Watch the video



Clamp attaches to butterfly valve lever, preventing trigger handle from being squeezed. Valve cannot be repositioned



Use blocking arm to lock out quarter-turn ball valves



Use cable attachment to lock out gate valves



Use two blocking arms to lockout 3-, 4- or 5-way valves, or to lock valves in the throttled position for operational control

Perma-mount™ ball valve lockout

These Lockout Devices keep your critical valves ready for correct lockout. Retrofit lockout devices stay permanently in place at the point of need.

- Eliminate the need to choose and carry the correct devices for each lockout event
- Securely retain the operating handle in the 90° fully-closed position
- Two sizes fit the full range of 1 to 10 cm diameter ball valves
- Designed to withstand a wide range of environmental conditions



Consult the technical datasheet LOTO-74 on bradyeurope.com/tds



Order Reference	Description	Material	Width (mm)	Height (mm)	Quantity
121541	Perma-mount™ Ball Valve Lockout, Large size	Metal	162.81	92.20	1
121540	Perma-mount™ Ball Valve Lockout, Small size	Metal	108.20	55.88	1



Ball valve lockout

Versatile and easy-to-use device. The two halves of the device encompass the ball valve lever to secure it from inadvertent activation of the valve.

- Small device: locks out pipes from 12.70 - 31.75 mm in open and 12.70 - 63.50 mm closed position.
- Large device: locks out pipes 50.80 to 203.20 mm
- Versatile and easy-to-use
- Made from Ultra-tough Polypropylene
- Service temperature from -20 °C to 80 °C



Consult the technical datasheet LOTO-22 on bradyeurope.com/tds

▶ Watch the video



Order Reference	Colour	Fits Pipe Sizes (mm)	Max. Shackle Diameter (mm)	Min. Shackle Clearance (mm)	Quantity
Small					
800110*	Red	12.70 - 63.50	7.95	19.05	1
805847	Blue	12.70 - 63.50	7.95	19.05	1
805848	Green	12.70 - 63.50	7.95	19.05	1
805849	Yellow	12.70 - 63.50	7.95	19.05	1
Large					
800111	Red	50.00 - 200.00	7.24	38.00	1
805850	Blue	50.80 - 203.20	7.24	19.05	1
805851	Green	50.80 - 203.20	7.24	19.05	1
805852	Yellow	50.80 - 203.20	7.24	19.05	1

*This product meets the ATEX Equipment Directive.



T-handle Ball Valve Lockout



This single piece lockout device has an adjustable design that provides a secure fit when locking out T-handle ball valves on PVC pipes.

- Fits most T-handle valves on PVC pipes 12.70 to 50.80 mm in diameter
- Exclusive design features adjustable slides to ensure proper fit
- Easy to apply, lock and store

Order Reference	Description	Material	Size valve lever (mm)	Fits Pipe Sizes (mm)	Max. Shackle Diameter (mm)	Min. Shackle Clearance (mm)	Quantity
151748	T-handle Ball Valve Lockout - Small	ABS	31.00 - 40.00	12.70 - 25.40	7.10	20.00	1
151749	T-handle Ball Valve Lockout - Large	ABS	31.00 - 57.00	31.75 - 50.80	7.10	20.00	1



Brady ball valve lockout

Brady ball valve lockouts are the ideal tool for securing your quarter-turn angled ball valves in the OFF position.

- Fits virtually any valve lever up to 76 mm
- Available in 2 sizes
- Service Temperature from -30 °C to 120 °C


 Consult the technical datasheet LOTO-23 on bradyeurope.com/tds

Order Reference	Description	Material	Max. Handle Thickness (mm)	Max. Valve Handle Width (mm)	Size valve lever (mm)	Max. Shackle Diameter (mm)	Min. Shackle Clearance (mm)	# of Holes	Quantity
065666*	Small Brady Ball Valve Lockout	Nylon	19.05	38.10	6.35 - 25.40	7.16	19.05	8	1
065692	Small Brady Ball Valve Lockout	Steel	19.05	38.10	6.35 - 25.40	9.53	19.05	6	1
065669	Large Brady Ball Valve Lockout	Steel	10.92	53.34	31.75 - 76.20	7.16	19.05	8	1
065693	Large Brady Ball Valve Lockout	Steel	10.92	53.34	31.75 - 76.20	9.53	19.05	7	1

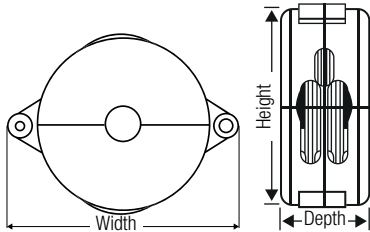
*This product meets the ATEX Equipment Directive.

Standard gate valve lockout

The easiest device that fits your gate valve.

- Locks out gate valves with different hand wheel diameters
- Made of durable polypropylene – superior impact & chemical resistance
- Withstands temperatures from -40 °C to 150 °C
- Available in several sizes and colours
- Colours allow a coding. Transparency allows instant visibility on the valve colour and status.
- Padlock can be applied

Comes with danger labels in English, Spanish and French



▶  For the transparent device, consult the technical datasheet LOTO-78 on bradyeurope.com/tds



▶  For the coloured device, consult the technical datasheet LOTO-7 on bradyeurope.com/tds

Order Reference	Hand Wheel Diameter (mm)	Height (mm)	Width (mm)	Depth (mm)	Max. Shackle Diameter (mm)	Min. Shackle Clearance (mm)	Quantity
Blue							
065585	25.40 - 63.50	80.00	120.10	35.90	9.53	19.05	1
065586	63.50 - 127.00	141.70	184.80	50.80	9.53	19.05	1
065587	127.00 - 165.10	181.00	224.10	60.40	9.53	19.05	1
065588	165.00 - 254.00	276.20	318.30	76.20	9.53	19.05	1
065589	254.00 - 330.20	363.50	405.10	76.20	9.53	19.05	1
Green							
065595	25.40 - 63.50	80.00	120.10	35.90	9.53	19.05	1
065596	63.50 - 127.00	141.70	184.80	50.80	9.53	19.05	1
065597	127.00 - 165.10	181.00	224.10	60.40	9.53	19.05	1
065598	165.00 - 254.00	276.20	318.30	76.20	9.53	19.05	1
065599	254.00 - 330.20	363.50	405.10	76.20	9.53	19.05	1
Red							
065560*	25.40 - 63.50	80.00	120.10	35.90	9.53	9.53	1
065561*	63.50 - 127.00	141.70	184.80	50.60	9.53	9.53	1
065562*	127.00 - 165.10	181.00	224.10	60.40	9.53	9.53	1
065563*	165.00 - 254.00	276.20	318.30	76.20	9.53	9.53	1
065564*	254.00 - 330.20	363.50	405.10	76.20	9.53	9.53	1
Transparent							
145581	25.40 - 63.50	80.00	120.10	35.90	9.53	19.05	1
145582	63.50 - 127.00	141.70	184.80	50.60	9.53	19.05	1
145583	127.00 - 165.10	181.00	226.06	60.40	9.53	19.05	1
145584	165.00 - 254.00	276.20	318.30	76.20	9.53	19.05	1
145585	254.00 - 330.20	363.50	405.10	76.20	9.53	19.05	1
Yellow							
065590	25.40 - 63.50	80.00	120.10	35.90	9.53	19.05	1
065591	63.50 - 127.00	141.70	184.80	50.80	9.53	19.05	1
065592	127.00 - 165.10	181.00	224.10	60.40	9.53	19.05	1
065593	165.00 - 254.00	276.20	318.30	76.20	9.53	19.05	1
065594	254.00 - 330.20	363.50	405.10	76.20	9.53	19.05	1

*This product meets the ATEX Equipment Directive.



Why use different colours

- Valves in open or closed position: Red = open / Green = closed
- Indicate risk levels: Red = high risk / Blue = low risk
- Indicate substances flowing through a valve: Yellow = gas / Green = water
- Indicate different maintenance teams: Red = electricians / Blue = mechanics

Collapsible gate valve lockouts

Safely lock out gate valves from 76 up to 457 mm with the collapsible gate valve lockout.



Brady's collapsible gate valve design provides secure lockout for a wider range of valves, with the use of fewer devices. These covers easily rotate around valve handles to the fully engaged position, while also folding into smaller sizes for easy storage on maintenance carts and in lockout kits.

- Rugged, injection moulded styrene construction that can withstand harsh outdoor conditions
- Up to two padlocks can be attached directly on the collapsible gate valve lockout, and even more padlocks can be added to safeguard larger maintenance teams by using Brady's Lockout/Tagout safety hasp
- Easy to apply: rotates around valves and fully covers them to make them inoperable
- Easy to store and carry: folds to 1/3 of its full size
- Flexible: 3 size variations can lock valves ranging from 76 mm up to 457 mm
- Withstands temperatures from -40 °C to +100 °C
- Unique knockout centre accommodates OS & Y or "rising stem" valves

Comes with danger labels in English, Spanish and French

Order Reference	Hand Wheel Diameter (mm)	Height (mm)	Depth (mm)	Diameter (mm)	Max. Shackle Diameter (mm)	Min. Shackle Clearance (mm)	Quantity
148648	76.20 - 177.80	78.74	78.70	229.36	9.65	12.70	1
148647	177.80 - 330.20	101.09	101.10	374.90	9.65	12.70	1
148646	330.20 - 457.20	101.09	101.10	500.38	9.65	12.70	1



Consult the technical datasheet LOTO-81 on bradyeurope.com/tds

Brady Collapsible Gate Valve Lockouts for 330 - 457 mm diam.

Brady Collapsible Gate Valve Lockouts for 178 - 330 mm diam.

Brady Collapsible Gate Valve Lockouts for 76 - 178 mm diam.



Adjustable gate valve lockout

One device for most gate valves!

It replaces 3 conventional gate valve lockouts to reduce your costs.

- Adjusts to fit gate valves from 2.5 to 16.5 cm
- Durable polypropylene
- Resistant to extreme temperature changes from -20 °C to 80 °C
- 3 padlocks can be applied



Order Reference	Description	Height (mm)	Width (mm)	Max. Shackle Diameter (mm)	Min. Shackle Clearance (mm)	Quantity
064057	Adjustable Gate Valve Lockout	130.05	209.00	9.40	19.05	1

*This product meets the ATEX Equipment Directive



Consult the technical datasheet LOTO-70 on bradyeurope.com/tds

Brady butterfly valve lockout

Ideal to lock a butterfly valve in the OFF position

- Can be used to lock a butterfly valve in the OFF position by clamping down on the handle so that it may not be engaged or moved
- Available in two sizes

Order Reference	Description	Specification	Colour	Quantity
121504	Butterfly Valve Lockout - Small	For valve handle thicknesses of 3.2 mm to 63.5 mm	Red	1
121505	Butterfly Valve Lockout - Large	For valve handle thicknesses of 50.8 mm to 102 mm	Red	1



Consult the technical datasheet LOTO-71 on bradyeurope.com/tds

Universal valve lockout

Use the universal valve lockout for locking out butterfly valves!

- The clamp attaches to the butterfly valve lever, preventing the trigger handle from being squeezed
- The valve cannot be repositioned
- Rugged durability, chemical and corrosion resistance
- 2 padlocks can be applied



Order Reference	Description	Colour	Max. Shackle Diameter (mm)	Min. Shackle Clearance (mm)	Max. Valve Handle Width (mm)	Max. Handle Thickness (mm)	Quantity
050899	Large Universal Valve Lockout Base Clamping Unit	Red	9.91	20.00	40.64	27.94	1
050924	Small Universal Valve Lockout Base Clamping Unit	Red	9.91	20.00	25.40	15.24	1

Butterfly valve lockout

Created to secure your butterfly valve efficiently!

- Made of strong polypropylene plastic
- Fully dielectric (non-conductive)
- Highly resistant to cracking and abrasion
- Highly resistant to solvents and other chemical products
- 2 padlocks can be applied



Order Reference	Description	Specification	Colour	Max. Shackle Diameter (mm)	Height (mm)	Depth (mm)	Width (mm)	Quantity
49303	Butterfly Valve Lockout	For valve handle thicknesses of 19.05 - 50.80 mm	Red	7.16	304.80	69.85	101.60	1

Pull handle butterfly valve lockout

Stop using ill-fitting, incorrect or unwieldy two-piece devices to lock out your pull handle valves. Get a safer solution that fits better and stays in place – the Pull-handle Butterfly Valve Lockout.

- Exclusive, anti-pivot lockout device fits the full range of pull handle valve sizes, from 12.70 mm to 203.80 mm diameter
- A convenient, one-piece design that stays together whether in use or in storage
- Holds up to four worker padlocks
- Secures the valve handle in any desired position, from fully closed, to partially or fully open

Order Reference	Description	Colour	Max. Shackle Diameter (mm)	Height (mm)	Width (mm)	Depth (mm)	Quantity
170220	Pull Handle Butterfly Valve Lockout	Red	8.00	217.50	53.80	97.10	1



Consult the technical datasheet LOTO-112 on bradyeurope.com/tds



Consult the technical datasheet LOTO-90 on www.bradyeurope.com/tds

Pipe blind lockout

Safe blind lockout for the widest range of pipes

The pipe blind lockout device can be applied to the widest range of pipes to easily and temporarily lock pipe blinds in place. With the pipe blind lockout, users can avoid the release of gas, steam and hazardous liquids while pipe maintenance is still ongoing.

Non-sparking material

- The pipe blind lockout has been UL tested for ISO 80079-36:2016 Explosive Atmospheres and falls within the parameters of the norm.
- The device is built out of heavy duty 304 stainless steel with rugged, cast aluminium locking bars with a powder coated polyester finish.

Widest range of pipes

- With 3 sizes to choose from, Brady's pipe blind lockout is applicable on the widest range of pipes, including all pipe diameters from 13.20 mm to 1219.20 mm.
- The device's extendable locking arm enables users to optionally lock not 1, but 2 pipe bolt sets for additional security.
- Up to 4 workers can apply a padlock directly on the device.
- The device can be used for standard and recessed bolts.



Order Reference	149228	149229	149230
Description	Pipe Blind Lockout Device - Small	Pipe Blind Lockout Device - Medium	Pipe Blind Lockout Device - Large
Recommended Nut Diameter	13.00 - 19.00 mm	23.00 - 32.00 mm	35.00 - 48.00 mm
Max. Nut Diameter	35.00 mm	57.00 mm	84.00 mm
Hand Wheel Diameter (mm)	12.70 - 76.20 mm	76.20 - 355.60 mm	355.60 - 1219.20 mm
Pipe Flange Thickness Range	41.00 - 206.00 mm	95.00 - 286.00 mm	205.00 - 464.00 mm
Max. Shackle Diameter (mm)	7.00	7.00	7.00
Min. Shackle Clearance (mm)	19.05	19.05	19.05
Height (mm)	370.84 mm	447.04 mm	624.84 mm
Length (mm)	371.00 mm	447.00 mm	625.00 mm
Width (mm)	103.38 mm	127.00 mm	153.67 mm
Min. Service Temp. °C - Max. Service Temp. °C	-40 °C - 90 °C	-40 °C - 90 °C	-40 °C - 90 °C



Plug valve lockout

Effective fit for difficult-to-secure plug valves

- Durable and tamper-resistant
- Compact in size and easy to use
- Several sizes to fit most 25 to 203 mm diameter manually-actuated plug valves
- Service temperatures -20 °C to 80 °C
- 1 padlock can be applied.



Order Reference	Specification	Material	Max. Shackle Diameter (mm)	Height (mm)	Diameter (mm)	Quantity
113231	Base Cover Plug Valve Lockout 22.23 mm	Polypropylene	9.40	86.12	81.53	1
113232	Base Cover Plug Valve Lockout 34.93 mm	Polypropylene	9.40	86.12	81.53	1
113233	Base Cover Plug Valve Lockout 53.98 mm	Polypropylene	9.40	111.51	101.60	1
113234	Base Cover Plug Valve Lockout 63.50 mm	Polypropylene	9.40	111.51	119.63	1



Consult the technical datasheet LOTO-52 on bradyeurope.com/tds



Cylinder tank lockout

Rugged polystyrene plastic device used to lockout cylinder tanks, including propane tanks on fork lift trucks and stand-alone propane tanks.

- Designed to fit in tight spaces
- Valve stem hole is 31.5 mm in diameter
- 2 padlocks can be applied.

Order Reference	Description	Colour	Max. Shackle Diameter (mm)	Min. Shackle Clearance (mm)	Quantity
046139*	Cylinder Tank Lockout	Red	6.50	20.00	1

*This product meets the ATEX Equipment Directive



Gas cylinder lockout

No need to match your lockout device to varying diameters and threads of cylinder caps.

- Prevents access to the main cylinder valve
- Accommodates neck rings up to 88 mm diameter
- Install in seconds to save time
- 1 padlock can be applied

Order Reference	Description	Height (mm)	Diameter (mm)	Max. Shackle Diameter (mm)	Min. Shackle Clearance (mm)	Quantity
045629	Gas Cylinder Lockout	158.80	88.14	8.64	20.00	1



Consult the technical datasheet LOTO-51 on bradyeurope.com/tds

SMC airline regulator

Disables air supply to the equipment being serviced while allowing other equipment, sharing the same air supply, to stay active.

- The device regulator can be locked in ON, OFF or THROTTLED positions
- Easy Installation: remove snap cap, install lockout on regulator rod, snap replacement cap on regulator
- 1 padlock can be applied
- Comes with lockout, cap and allen key



Order Reference	Description	Colour	Diameter (mm)	Max. Shackle Diameter (mm)	Quantity
64540	Intermediate Air Line Regulator for SMC Models AR3000 / NAR3000	Red	34.29	3.81	1
64539	Miniature Air Line Regulator for SMC models AR2000 / NAR2000	Red	34.29	3.81	1



Consult the technical datasheet LOTO-48 on bradyeurope.com/tds

Pneumatic quick-disconnect lockout

Isolates pneumatic energy without the expense and inconvenience of installing in-line lockout valves.

- Device is applied to the male fitting, isolating equipment from all compressed air sources
- Accommodates the majority of 6 mm, 9 mm and 12 mm male fittings
- Hole in centre of device allows for permanent storage on air hose and a loop on the side can be used to hang the hose and lockout device
- 1 padlock can be applied

Order Reference	Description	Colour	Max. Shackle Diameter (mm)	Min. Shackle Clearance (mm)	Quantity
064221	Pneumatic Quick-Disconnect Lockout	Red	7.87	20.20	1
065645	Pneumatic Quick-Disconnect Lockout	Red	7.87	20.20	6



Consult the technical datasheet LOTO-47 on bradyeurope.com/tds

Miniature circuit breaker lockout

A safe and effective method for locking out European Circuit Breakers as it fits most of their existing types.

- Miniature breaker lockout unique in its kind = requires NO TOOLS to install
- The lockout easily installs with the aid of a Push Button
- The tie-bar style lockout has a convenient thumb wheel for quick application
- Suitable for single, multi-pole and rotary breakers
- Made from glass-filled nylon
- Available in single or
- 1 padlock can be applied

Recommended to use in combination with a padlock with a minimum shackle diameter of 6 mm for added safety.

Order Reference	Description	Max. Shackle Diameter (mm)	Quantity
1 Kit / Piece			
805853	Miniature Breaker Lockout Demo Kit*	-	1
1 Piece / Pack			
090847	Miniature Circuit Breaker Lockouts - Pin-In Standard	7.14	1
090844	Miniature Circuit Breaker Lockouts - Pin-Out Standard	7.14	1
090850	Miniature Circuit Breaker Lockouts - Pin-Out Wide	7.14	1
090853	Miniature Circuit Breaker Lockouts - Tie-Bar	7.14	1
149433	Miniature Circuit Breaker - Pin-out Wide (ABB-MS325)	7.14	1
149514	Universal Mini Circuit Breaker Lockout	7.14	1
6 Pieces / Pack			
090848	Miniature Circuit Breaker Lockouts - Pin-In Standard	7.14	6
090845	Miniature Circuit Breaker Lockouts - Pin-Out Standard	7.14	6
090851	Miniature Circuit Breaker Lockouts - Pin-Out Wide	7.14	6
090854	Miniature Circuit Breaker Lockouts - Tie-Bar	7.14	6
149434	Miniature Circuit Breaker - Pin-out Wide (ABB-MS325)	7.14	6
149515	Universal Mini Circuit Breaker Lockout	7.14	6

* Kit contains 1 part of each (090874, 090844, 090850, 090853, 149433, 149514)



Consult the technical datasheet LOTO-1 on bradyeurope.com/tds



Consult the technical datasheet LOTO-25 on bradyeurope.com/tds



Consult the technical datasheet LOTO-26 on bradyeurope.com/tds



Consult the technical datasheet LOTO-27 on bradyeurope.com/tds



Consult the technical datasheet LOTO-95 on bradyeurope.com/tds



Consult the technical datasheet LOTO-96 on bradyeurope.com/tds

EZ Panel Loc™ system

Covers most 120V-277V breakers!

- Works on wide range of breakers, including single- and multi-pole configurations
- Makes use of unique lock rail system
- Allows panel door to be closed even when lockouts are in place
- Accommodates multiple locks, facilitating group lockout activity without hasps
- Keeps weight off the breakers, protecting delicate electrical components from damage
- Positions locks and tags outside the panel, making sure lockout activity is clearly visible to anyone in the area

▶ See page 100 for a circuit breaker compatibility chart.



CLAMP-ON EZ

Consult the technical datasheet LOTO-45 on bradyeurope.com/tds

Consult the technical datasheet LOTO-46 on bradyeurope.com/tds



SNAP-ON EZ

Order Reference	Description	Depth (mm)	Width (mm)	Height (mm)	Cable Length (m)	Quantity
051254	EZ Panel Loc™ Clamp-On Breaker Lockout	25.40	60.45	19.05	0.61	1
065810	EZ Panel Loc™ Clamp-On Breaker Lockout	25.40	60.45	19.05	0.61	6
051252	EZ Panel Loc™ Snap-On Breaker Lockout	25.40	48.26	19.05	0.61	1
065815	EZ Panel Loc™ Snap-On Breaker Lockout	25.40	48.26	19.05	0.61	6
051256	EZ Panel Loc Lock Rails - 101.60 mm	17.78	101.60	20.32	-	1
065814	EZ Panel Loc Lock Rails - 101.60 mm	17.78	101.60	20.32	-	6
051258	EZ Panel Loc Lock Rails - 203.20 mm	17.78	203.20	20.32	-	1
051260	EZ Panel Loc Lock Rails - 203.20 mm	17.78	203.20	20.32	-	6

Lockout device is unlocked by inserting and turning the black plastic key

1. Expose the super-bond adhesive on back of rail. Permanently affix to any location on the panel.
2. Attach the lockout device to the breaker and snap into locked position
3. Pass plastic key through lock rail and attach lock, preventing key from sliding down cable and opening lockout device
4. For group lockouts, run key through multiple loops in lock rail and apply locks. No hasps required! (Not recommended for use with multilock hasps)
5. Low-profile lockouts allow panel doors to be closed on most breaker panels.



▶ See page 100 for a circuit breaker compatibility chart.

TAGLOCK™ circuit breaker securing devices

Step up safety and compliance with physically secure tagout for up to four workers.

- Quick and easy to apply with a nylon cable tie and the worker's ID tag
- Up to 4 workers can apply a nylon cable tie and their ID tag
- Compatible with GE, ITE, Sylvania, Challenger, Bryan, General Switch Co., Westinghouse, etc., breakers
- Alternatively, every model can be locked with 1 padlock

TAGLOCK

Order Reference	Description	Quantity	TDS
148690	TagLock Circuit Breaker: 120/277V Clamp-on	1	LOTO-82
148699	TagLock Circuit Breaker: 120/277V Clamp-on - 50/pk	50	LOTO-82
148698	TagLock Circuit Breaker: 120/277V Clamp-on - 6/pk	6	LOTO-82
148701	TagLock Circuit Breaker: 480/600V Clamp-on	1	LOTO-83
148686	TagLock Circuit Breaker: 480/600V Clamp-on - 25/pk	25	LOTO-83
148687	TagLock Circuit Breaker: 480/600V Clamp-on - 6/pk	6	LOTO-83
148702	TagLock Circuit Breaker: Multi-pole	1	LOTO-85
148695	TagLock Circuit Breaker: Multi-pole - 50/pk	50	LOTO-85
148697	TagLock Circuit Breaker: Multi-pole - 6/pk	6	LOTO-85
148692	TagLock Circuit Breaker: Oversized Clamp-on	1	LOTO-84
148685	TagLock Circuit Breaker: Oversized Clamp-on - 25/pk	25	LOTO-84
148691	TagLock Circuit Breaker: Oversized Clamp-on - 6/pk	6	LOTO-84
148689	TagLock Circuit Breaker: Snap-on	1	LOTO-87
148694	TagLock Circuit Breaker: Snap-on - 50/pk	50	LOTO-87
148693	TagLock Circuit Breaker: Snap-on - 6/pk	6	LOTO-87
148696	TagLock Circuit Breaker: Switch	1	LOTO-86
148700	TagLock Circuit Breaker: Switch - 50/pk	50	LOTO-86
148688	TagLock Circuit Breaker: Switch - 6/pk	6	LOTO-86



Can be secured with cable ties and/or a safety lock

Nylon Ties

Order Reference	Colour	Width (mm)	Length (m)	Quantity
196351	Red	3.60	200.00	100
229960	Green	3.60	205.00	100
196316	Transparent	4.80	178.00	100


▶ Please visit our website www.bradyeurope.com or see page 85 for a selection of tags

Mini Tag



Order Reference	Legend	Height (mm)	Width (mm)	Quantity
148824	DANGER, DO NOT OPERATE	63.50	50.80	25


▶ Consult the technical datasheets on www.bradyeurope.com/tds

▶  Get started today at www.bradyeurope.com/TAGLOCK
Watch the TAGLOCK video on Brady's YouTube™ channel.

Models and usages :

- **Clamp-on:** works on wide range of single-pole and internal-trip multi-pole breakers, use thumbscrews to clamp lockout securely onto switch tongue, then pull cover over thumbscrew and lock with a nylon tie/padlock in place to prevent clamp from being loosened. Oversized, 480/600V and 120/277V models are available
- **Multi-pole:** works with most two or three pole breakers utilising a tie-bar, use thumbscrews to clamp lockout securely over tie-bar, then insert nylon tie/padlock to prevent clamp from being loosened
- **Switch:** works on wide range of breakers, including single- and multi-pole configurations and allows panel door to be closed even when lockouts are in place
- **Snap-on:** designed for breakers that have holes in the switch tongue, dual cavities accommodate different size switch tongues

Clamp-on models



Oversized breaker lockout device

- Oversized 480-600 Volt frame lockout, fits breakers up to 57.15 mm wide by 22.20 mm thick
- 1 padlock can be applied



▶  Consult the technical datasheet LOTO-39 on bradyeurope.com/tds

Order Reference	Specification	Additional Information	Max. Shackle Diameter (mm)	Min. Shackle Clearance (mm)	Max. Switch Width (mm)	Quantity
065329	Oversized Breaker Lockout Device	480-600 Volt, fits breakers up to 57.15 mm wide by 22.2 mm thick	7.14	22.86	57.15	1
065321	Oversized Breaker Lockout Device	480-600 Volt, fits breakers up to 57.15 mm wide by 22.2 mm thick	7.14	22.86	57.15	6



Universal multi-pole breaker lockout

Universal multi-pole lockout works with most two or three pole breakers utilising a tie-bar.

- Compatible with GE, ITE, Sylvania, Challenger, Bryan, Westinghouse, General Switch Co. ...
- Use thumbscrews to clamp lockout securely over tie-bar, then insert lock to prevent clamp from being loosened
- Made of durable Glass-filled Nylon
- 1 padlock can be applied

Order Reference	Description	Max. Shackle Diameter (mm)	Min. Shackle Clearance (mm)	Packaging
066320	Universal Multi-Pole Breaker Lockout	7.11	19.05	6
066321*	Universal Multi-Pole Breaker Lockout	7.11	19.05	1

*This product meets the ATEX Equipment Directive.



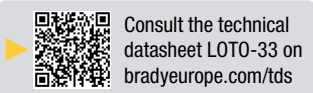
Economy multi-pole breaker lockout

Economical solution designed to fit multi-pole breakers!

- Quick and easy to apply
- 1 padlock can be applied



Order Reference	Description	Max. Shackle Diameter (mm)	Min. Shackle Clearance (mm)	Quantity
805814	Economy Multi-Pole Breaker Lockout	7.14	19.05	1



Compact Circuit Breaker Lockout

Compact universal design to lock out a large range of single, double and triple-pole circuit breakers.

- Place lockout over circuit breaker handle, tighten set screw and attach padlock and tag
- 1 padlock can be applied

Order Reference	Description	Max. Shackle Diameter (mm)	Width (mm)	Depth (mm)	Quantity
836597	Compact Circuit Breaker Lockout	6.53	60.00	15.00	1



Single pole circuit breaker lockout

Quick and easy – just snap in place and apply a lock!

- Designed for breakers that have holes in the switch tongue
- Dual cavities accommodate different size switch tongues
- 1 padlock can be applied

Order Reference	Description	Max. Shackle Diameter (mm)	Min. Shackle Clearance (mm)	Width (mm)	Depth (mm)	Quantity
065387*	Single Pole Circuit Breaker Lockout	7.14	12.70	54.36	8.38	1
065688	Single Pole Circuit Breaker Lockout	7.14	12.70	54.36	8.38	6



*This product meets the ATEX Equipment Directive.

Fuse lockout

Designed to prevent the unintended re-energisation of a fuse. Fits most fuse holders between 20 Amps and 400 Amps and creates a universal approach to locking out your fuses.

- Material: Nylon with ZP metal slotted set screw
- Instructions: clamp onto the fuse holder and use a small flathead screwdriver to tighten the set screw in the device. Place a padlock through the hole to prevent access to the set screw.
- Label applied stating: DANGER DO NOT REMOVE LOCKED OUT
- 1 padlock can be applied



Order Reference	Description	Height (mm)	Width (mm)	Depth (mm)	Packaging
873367	Fuse Lockout Device 20-400A	35.00	15.00	59.90	1

Universal mini circuit breaker lockout

Easy to apply to a wide range of circuit breakers from various manufacturers (Schneider IC60 series, Siemens 5SX21, Hager MFN716, ABB 2CDS25, ABB S202U-K50).

- Fastened using an attached screw that is easy to handle
- Fastening the screw pushes out a hole for a Lockout/Tagout padlock shackle
- 1 padlock can be applied



Order Reference	Description	Max. Shackle Diameter (mm)	Width (mm)	Depth (mm)	Quantity
149514*	Universal Mini Circuit Breaker Lockout	7.14	60.71	17.27	1
149515*	Universal Mini Circuit Breaker Lockout	7.14	60.71	17.27	6

*This product meets the ATEX Equipment Directive

Clamp-on circuit breaker lockout - Slide cover

Works on wide range or single-pole and internal-trip multi-pole breakers.

- Use thumbscrews to clamp lockout securely onto switch tongue, then pull cover over thumbscrew and lock in place to prevent clamp from being loosened
- Made of rugged Polypropylene
- Detachable cleats (included) expand the range of applicable breakers
- 1 padlock can be applied



Order Reference	Description	Height (mm)	Width (mm)	Depth (mm)	Max. Shackle Diameter (mm)	Quantity
176495	Clamping Circuit Breaker Lockout - 120/277 Volt	55.80	20.30	17.78	7.10	1
176496	Clamping Circuit Breaker Lockout - 120/277 Volt, 6 Pack	55.80	20.30	17.78	7.10	6
176497	Clamping Circuit Breaker Lockout - 480/600 Volt	78.70	30.50	22.86	7.10	1
176498	Clamping Circuit Breaker Lockout - 480/600 Volt, 6 Pack	78.70	30.50	22.86	7.10	6

Low profile breaker lockout

Target individual circuit breakers for lockout tagout and keep the panel door closed with the Clamp-on Circuit Breaker Lockout, low profile.

- Low-profile design allows closing of electrical panel doors and eliminates the need to lock out an entire panel
- Ideal for education, government, hospitals/healthcare and other industries where electrical panel doors must remain closed
- Proprietary thumbwheel design for tool-free application
- Made from fibreglass-reinforced nylon for durability in demanding environments



Order Reference	Description	Height (mm)	Width (mm)	Depth (mm)	Max. Shackle Diameter (mm)	Quantity
177547	Low Profile Breaker Lockout	50.80	25.40	12.70	0.64	1
177548	Low Profile Breaker Lockout - 6 Pack	50.80	25.40	12.70	0.64	6

Rotary circuit breaker lockout

Enhance worker safety and maximise lockout efficiency with the Universal Rotary Breaker Lockout – the most adaptable rotary switch device for streamlined safety and compliance.

- Universal fit securely accommodates most engine switches with a panel height up to 45 mm
- Intuitive thumbwheel design ensures fast, tool-free installation and removal
- Industrial-grade construction withstands harsh environments
- Meets requirements as part of an OSHA-compliant lockout tagout program



Order Reference	Additional Information	Max. Shackle Diameter (mm)
177243	Universal fit securely accommodates most engine switches with a panel height up to 45 mm	7.14

480-600V breaker lockout

Perfect for locking out oversized and irregularly shaped switches.

- Self adhesive backed rails are permanently installed onto an electrical panel – simply clean panel surface and adhere – no drilling required!
- Red blocking bar indicates locked “off
- Green blocking bar indicates locked “on
- 1 padlock can be applied



Order Reference	Description	Colour	Height (mm)	Max. Shackle Diameter (mm)	Max. Switch Width (mm)	Quantity
090891**	480-600V Breaker Lockout Kit*	-	20.32	6.50	150.00	1
051264	Breaker Blocker Components - 101 mm Yellow Mounting Rails	Yellow	20.32	7.87	-	2
090893	Breaker Blocker Components - 190 mm Green Blocking Bar	Green	-	-	-	5
090892	Breaker Blocker Components - 190 mm Red Blocking Bar	Red	-	-	-	5
051265	Breaker Blocker Components - Blocking Bar Holder	Yellow	20.32	7.87	-	5



*Kit includes: 2 Yellow mounting rails, 1 red blocking bar, 1 green blocking bar and 3 alcohol wipes.

**This product meets the ATEX Equipment Directive.

Breaker Blocker Components - Blocking Bar Holder



Fuse lockout - insulation plugs

- Patented insulation plugs protect people working on current circuits against unauthorised use and inadvertent switching on of power
- Insulation plug is placed into a fuse base by means of a special screwdriver (sold separately 812713) instead of fuse link and screw cap.

Order Reference	Description	Packaging
812713	Industry Insulation Plug Screwdriver	1
812711	Industry - Insulation Plugs DII	1
812712	Industry - Insulation Plugs DIII	1
850958	Industry Insulation Plug Set DII & DIII	1
850957	Low Voltage NV Fuse Rails Set Sizes NH00 & NH1 - NH3 with glove	1
812714	Low Voltage NV Fuse Rails Size NH00	1
812715	Low Voltage NV Fuse Rails Size NH1 - NH3	1



Isolation Plugs

- 2-in-1 Solution - Covers two common screw threads thanks to the two part graded thread diameters.
- For D01 & D02 (E14 & E18) and D11 & D111 (E27 & E33) screw locks.

Includes a yellow key for locking and easy removal of the device from the screw base

Order Reference	Order Reference	Description	Colour	Quantity
309018*	ISOPLUG-D01-D02	Isolation Plugs	Red, Yellow	1
309019*	ISOPLUG-D11-D111	Isolation Plugs	Red, Yellow	1

*This product meets the ATEX Equipment Directive




Fuse blockout devices

Comply with OSHA's Lockout/Tagout Standard by using High visibility red devices in conjunction with Brady Lockout Tags.

- Block out 6.0 mm to 17.5 mm and blade type fuses

Order Reference	Description	Notes / Details	Colour	Quantity
065690	Fuse Blockout Devices	For 6.35 mm, 7.14 mm, 10.33 mm, 14.29 mm fuses	Red	6
065691	Fuse blockout devices	For 20.64 mm, 26.99 mm, and blade type fuses	Red	6

*This product meets the ATEX Equipment Directive.

▶  Consult the technical datasheet LOTO-49 on bradyeurope.com/tds

Detachable power cord plug lockout

Ideal tool for preventing tampering with office equipment, computers, peripheral equipment and power supplies.

- The device works as a block to prevent power going to the socket by simply plugging into the socket and twisting.
- Compact size and lightweight, nylon construction make this device easily portable.
- 1 padlock can be applied

Order Reference	Description	Colour	Quantity
148081	Detachable Power Cord Plug Lockout	Black, Orange	1



Stoppower™ plug lockouts

Device is simple to use - just slide over cord prongs and lock with key.

- Ideal for office equipment and other frequently locked out cords
- Cord cannot be plugged in with Stoppower in place
- For use on 2 or 3 pronged polarised plugs
- Device cannot be removed without a key
- Standard devices are individually keyed

Order Reference	Description	Colour	Quantity
065673	Stoppower Plug Lockout	Red	1

Wall switch lockouts

Wall switch lockouts may be used with most wall-mounted switches.

- Easily installs over wall plate using existing screws
- Hinged cover conveniently flips up for on/off adjustment and snaps closed to keep switch locked in position using padlock or hasp (sold separately)
- Trilingual labels (English, French and Spanish) help keep all employees informed and instructed
- 60.45 to 96.77 mm screw install range and 20.32 mm max. toggle length accommodate a range of sizes



Order Reference	Description	Material	Text/Legend	Colour	Max. Switch Width (mm)	Quantity
065392	Universal Wall Switch Lockout	Polycarbonate	DANGER LOCKED OUT DO NOT REMOVE/DANGER VERROUILLÉ NE PAS ENLEVER/PELIGRO EQUIPE BLOQUEADO NO REMUEVA	Red	34.29	1
65696	Universal Wall Switch Lockout - 6 Pack	Polycarbonate	DANGER LOCKED OUT DO NOT REMOVE/DANGER VERROUILLÉ NE PAS ENLEVER/PELIGRO EQUIPE BLOQUEADO NO REMUEVA	Red	34.29	6

3-in-1 electrical plug lockout

Accommodates high and low-voltage plugs up to 76.0 mm in diameter and 139.0 mm in length.

- Two sliding top lids can be used individually or together to accommodate small, medium and large diameter cords up to 31mm
- Made in bright yellow thermoplastic
- With English instruction labels
- 1 padlock can be applied



Order Reference	Description	Colour	Height (mm)	Diameter (mm)	Cable Diameter (mm)	Quantity
045842	3-in-1 Electrical Plug Lockout	Yellow	158.75	88.14	31.75	1

*This product meets the ATEX Equipment Directive.

Lockout devices for plug connections

Highly effective against unauthorised or incorrect use of electrical equipment.

- Simple to use
- Especially developed to secure all types of plugs




Order Reference	Description	Colour	Max. Shackle Diameter (mm)	Min. Shackle Clearance (mm)	Width (mm)	Cable Diameter (mm)	Max number of padlocks applied	Quantity
065675	Lockout Devices for Plug Connections - Large	Red	9.14	20.07	177.80	12.70	4	1
065674*	Lockout Devices for Plug Connections - Small	Red	9.14	20.00	88.90	12.70	2	1

Hubbell plugout for industrial plug connections

Effectively secures all industrial plug connections.

- Fits the majority of your heavier industrial plug applications
- Small version accepts plugs with maximum 69.85 mm diameter and 120.65 mm length with 25.40 mm cord.




Order Reference	Specification	Colour	Height (mm)	Diameter (mm)	Plug Length (mm)	Plug Diameter (mm)	Max. Shackle Diameter (mm)	Cable Diameter (mm)	Min. Shackle Clearance (mm)	Max number of padlocks applied	Quantity
065695	Hubbell Plugout - Small	Yellow	185.70	79.00	120.65	69.85	9.40	30.48	20.00	4	1
065968	Hubbell Plugout - Large	Yellow	316.60	128.60	261.62	114.30	9.91	37.08	20.00	4	1

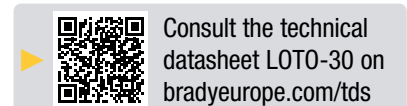
Large electrical/pneumatic lockout

Accommodates a large variety of electrical plugs up to 89 mm diameter and 127 mm in length as well as male air hose connectors.

- Works on 110V, 220V and 550V plugs
- Made of Polystyrene material
- 4 padlocks can be applied



Order Reference	Description	Colour	Max. Shackle Diameter (mm)	Min. Shackle Clearance (mm)	Plug Diameter (mm)	Plug Length (mm)	Quantity
800126	Large Electrical/Pneumatic Lockout	Red	7.87	20.00	88.90	127.00	1





Pendant Lockout Safety Cover

No undesired crane control

- Completely cover crane or hoist pendant controls to prevent anyone from pressing any pendant buttons before removing up to 4 padlocks.
- Can be applied just like a bag, extended to cover all pendant controls from 10 to 45 cm long and can be folded flat for easy transport.

Order Reference	Description	Depth (mm)	Height (mm)	Width (mm)	Max. Shackle Diameter (mm)	Quantity
150587	Pendant Control Safety Cover	127.00	127.00	558.80	9.53	1
151252	Pendant Control Safety Cover - Large	227.00	227.00	1092.20	9.53	1



Lockout bag

For securing plugs on portable appliances, cables on pneumatic connectors, crane pendants, etc.

- Made of rugged canvas with drawstring
- Can be locked closed
- Legend: LOCK OUT FOR SAFETY

▶  Consult the technical datasheet LOTO-98 on bradyeurope.com/tds

Order Reference	Description	Height (mm)	Width (mm)	Quantity
065780	Lockout bag made of rugged canvas with drawstrings	247.65	457.20	1



EV charging port & plug lockout

Accelerate safety in electric vehicle assembly and maintenance with the EV Charging Plug Lockout – an industry first from the leader in lockout tagout.

- Constructed of non-conductive nylon to stop electrical hazards
- Fits all charging ports and plugs designed to the North American Charging Standard (NACS)
- Tamper-resistant features prevent unauthorised removal
- Won't interfere with surrounding equipment and parts
- Withstand harsh environments and repeated use
- Easily snap into place and secure with a safety padlock (sold separately)

Order Reference	Description	Packaging
177588	EV Charging Port Lockout, NACS	1
177589	EV Charging Plug Lockout, NACS	1



BatteryBlock power connector lockout

Easy to use and applicable on a wide range of industrial vehicles, the BatteryBlock Power Connector Lockout is a great addition to your maintenance safety tool kit.

- The BatteryBlock Power Connector Lockout can be used to neutralise the energy flow of all vehicles powered by a battery with 175A to 350A connectors
- The device can effectively neutralise most forklifts, stackers, scissor lifts, pallet jacks and powered carts
- The lockout device has been designed as one piece to limit the loss of parts and further increase its usability.

Order Reference	Description	Depth (mm)	Height (mm)	Width (mm)	Max. Shackle Diameter (mm)	Max number of padlocks applied	Additional Information	Quantity
150841	BatteryBlock Power Connector Lockout	79.00	66.62	134.00	7.87	2	For use with 175A to 350A Plug Voltage	1



Steering Wheel Safety Cover

This brightly coloured Steering Wheel Safety Cover makes it easy to communicate the status of mobile equipment that is being repaired or serviced.

- Ideal for forklifts, electric pallet jacks, construction equipment and fleet vehicles.
- Goes over the steering wheel and is secured with one padlock (no hasp needed).
- A handy pocket on the back of the cover conveniently houses vital information, like inspection cards.
- Can be used with BatteryBlock™ products.



Order Reference	Description	Diameter (mm)	Max. Shackle Diameter (mm)	Max number of padlocks applied	Quantity
151874	Steering Wheel Safety Cover	304.80	7.11	2	1
151875	Steering Wheel Safety Cover	406.40	7.11	2	1
151876	Steering Wheel Safety Cover	508.00	7.11	2	1

Twist and Secure™ push button & e-stop covers

Made to temporarily prevent access to the on/off and emergency stop controls for production and facility utility operating equipment.

- Fast and convenient lockout at the point of need.
- One time installation of the low profile, unobtrusive lockout base.
- Provides an obvious, visual indication that the equipment control button is locked out, as well as a view through the translucent cover of the ON/OFF status of E-Stop buttons.
- Standardised bases allow authorised workers to apply a single provided cover to any of numerous equipment control buttons.



Total Package

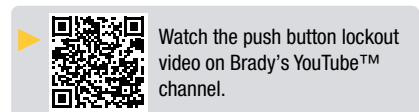
Order Reference	Description	Height (mm)	Quantity
139793	Push Button Lockout Device (16 mm), Clear, with Standard Cover	49.60	1
139794	Push Button Lockout Device (16 mm), Clear, with Tall Cover	79.60	1
134018	Push Button Lockout Device (16 mm), Red, with Standard Cover	49.60	1
130819	Push Button Lockout Device (16 mm), Red, with Tall Cover	79.60	1
139795	Push Button Lockout Device (22 mm), Clear, with Standard Cover	49.60	1
130820	Push Button Lockout Device (22 mm), Red, with Standard Cover	49.60	1
139796	Push Button Lockout Device (30 mm), Clear, with Standard Cover	54.60	1
130821	Push Button Lockout Device (30 mm), Red, with Standard Cover	54.60	1



Package without cover

Order Reference	Description	Quantity
130822	16 mm Push Button/E-Stop Lockout Bases, 5 Pk	5
130823	22 mm Push Button/E-Stop Lockout Bases 5 Pk	5
130824	30 mm Push Button/E-Stop Lockout Bases 5 Pk	5

Supplied with 5 clear labels, 5 red labels and 5 yellow labels



Push button lockouts

Guard against unauthorised operation or accidental activation.

- Two sizes to accommodate standard NEMA 30.5 mm and IEC 22.5 mm buttons
- Emergency stop safety covers for permanent installation over push/pull or twist-release emergency stops - made from durable metal bar locks button in the depressed (off) position when lock shackle is inserted
- Push button safety covers to completely cover buttons and prevent access.



Emergency Stop Safety Cover for 22.50 mm button - IEC



Emergency Stop Safety Cover for 30.50 mm button - NEMA




Push Button Safety Cover - IEC



Push Button Safety Cover - NEMA

Order Reference	Description	Height (mm)	Depth (mm)	Button Type	Button Size	Quantity
104601	Emergency Stop Safety Cover for 22.50 mm button - IEC	33.80	41.90	IEC	22.50	1
104600	Emergency Stop Safety Cover for 30.50 mm button - NEMA	33.80	41.91	NEMA	30.50	1
104603	Push Button Safety Cover - IEC	34.10	37.08	IEC	22.50	1
104602	Push Button Safety Cover - NEMA	39.88	36.10	NEMA	30.50	1



▶ Push button covers are warnings and tools to support lockout procedures but need to be part of a full lockout procedure to make sure no energy can be accidentally released during operations.



Confined space safety covers

Go beyond the basics with visual and lockable Confined Space Safety Covers to keep yourself covered and your crew safe. With this complete line of safety covers, you get coverage for most common confined space entrances.

- Provide a physical barrier and identification of confined spaces instead of signs and tapes that can be missed or ignored
- Restrict personnel access and prevent litter, debris and animals from getting in areas they shouldn't
- Get a complete offering that includes lockable options for added safety and vented options for areas with noxious gasses



Order Reference	Text/Legend	Diameter (mm)	Attachment Type
Solid Lockable Covers			
151045	Confined space. Enter by permit only.	508.00	Adjustable Strap
151046	Permit required. No unauthorized entry.	508.00	Adjustable Strap
151047	Confined space. Enter by permit only.	609.60	Adjustable Strap
151048	Permit required. No unauthorized entry.	609.60	Adjustable Strap
151049	Confined space. Enter by permit only.	762.00	Adjustable Strap
151050	Permit required. No unauthorized entry.	762.00	Adjustable Strap
151051	Confined space. Enter by permit only.	914.40	Adjustable Strap
151052	Permit required. No unauthorized entry.	914.40	Adjustable Strap



Order Reference	Text/Legend	Diameter (mm)	Attachment Type
Ventilated Lockable Covers			
151053	Confined space. Enter by permit only.	508.00	Adjustable Strap
151054	Permit required. No unauthorized entry.	508.00	Adjustable Strap
151055	Confined space. Enter by permit only.	609.60	Adjustable Strap
151056	Permit required. No unauthorized entry.	609.60	Adjustable Strap
151057	Confined space. Enter by permit only.	762.00	Adjustable Strap
151058	Permit required. No unauthorized entry.	762.00	Adjustable Strap
151059	Confined space. Enter by permit only.	914.40	Adjustable Strap
151060	Permit required. No unauthorized entry.	914.40	Adjustable Strap



Order Reference	Text/Legend	Diameter (mm)	Attachment Type
Red Mesh Lockable Covers			
151079	Confined space. Enter by permit only.	508.00	Adjustable Strap
151080	Permit required. No unauthorized entry.	508.00	Adjustable Strap
151081	Confined space. Enter by permit only.	609.60	Adjustable Strap
151082	Permit required. No unauthorized entry.	609.60	Adjustable Strap
151083	Confined space. Enter by permit only.	762.00	Adjustable Strap
151084	Permit required. No unauthorized entry.	762.00	Adjustable Strap
151085	Confined space. Enter by permit only.	914.40	Adjustable Strap
151086	Permit required. No unauthorized entry.	914.40	Adjustable Strap



Order Reference	Text/Legend	Diameter (mm)	Attachment Type
Elastic Non-Lockable Covers			
151061	Confined space. Enter by permit only.	508.00	Elastic
151062	Permit required. No unauthorized entry.	508.00	Elastic
151063	Confined space. Enter by permit only.	609.60	Elastic
151064	Permit required. No unauthorized entry.	609.60	Elastic
151065	Confined space. Enter by permit only.	762.00	Elastic
151066	Permit required. No unauthorized entry.	762.00	Elastic
151067	Confined space. Enter by permit only.	914.40	Elastic
151068	Permit required. No unauthorized entry.	914.40	Elastic



Order Reference	Text/Legend	Diameter (mm)	Attachment Type
Magnetic Non-Lockable Covers			
151069	Confined space. Enter by permit only.	508.00	Magnetic
151070	Permit required. No unauthorized entry.	508.00	Magnetic
151071	Confined space. Enter by permit only.	711.20	Magnetic
151072	Permit required. No unauthorized entry.	711.20	Magnetic
151073	Confined space. Enter by permit only.	863.60	Magnetic
151074	Permit required. No unauthorized entry.	863.60	Magnetic
151075	Confined space. Enter by permit only.	1016.00	Magnetic
151076	Permit required. No unauthorized entry.	1016.00	Magnetic
151077	Confined space. Enter by permit only.	1270.00	Magnetic
151078	Permit required. No unauthorized entry.	1270.00	Magnetic



Order Reference	Text/Legend	Dimensions	Attachment Type
Tower Skirt Covers			
151095	Confined space. Enter by permit only.	609.60 (W) x 609.60 (H)	Adjustable Strap
151096	Permit required. No unauthorized entry.	609.60 (W) x 609.60 (H)	Adjustable Strap
151097	Confined space. Enter by permit only.	1016.00 (W) x 1016.00 (H)	Adjustable Strap
151098	Permit required. No unauthorized entry.	1016.00 (W) x 1016.00 (H)	Adjustable Strap
151099	Confined space. Enter by permit only.	762.00 (W) x 1219.20 (H)	Adjustable Strap
151100	Permit required. No unauthorized entry.	762.00 (W) x 1219.20 (H)	Adjustable Strap
151101	Confined space. Enter by permit only.	762.00 (W) x 1270.00 (H)	Adjustable Strap
151102	Permit required. No unauthorized entry.	762.00 (W) x 1270.00 (H)	Adjustable Strap



Order Reference	Text/Legend	Dimensions	Attachment Type
Tower Skirt Lockable Covers Set			
151087	Confined space. Enter by permit only.	609.60 (W) x 609.60 (H)	Adjustable Strap
151088	Permit required. No unauthorized entry.	609.60 (W) x 609.60 (H)	Adjustable Strap
151089	Confined space. Enter by permit only.	1016.00 (W) x 1016.00 (H)	Adjustable Strap
151090	Permit required. No unauthorized entry.	1016.00 (W) x 1016.00 (H)	Adjustable Strap
151091	Confined space. Enter by permit only.	762.00 (W) x 1219.20 (H)	Adjustable Strap
151092	Permit required. No unauthorized entry.	762.00 (W) x 1219.20 (H)	Adjustable Strap
151093	Confined space. Enter by permit only.	762.00 (W) x 1270.00 (H)	Adjustable Strap
151094	Permit required. No unauthorized entry.	762.00 (W) x 1270.00 (H)	Adjustable Strap



Ratchet Strap Lockable Set

Order Reference	Dimensions
151103	50.80 mm (W) x 7.92 m (L)
151104	50.80 mm (W) x 15.24 m (L)
151105	50.80 mm (W) x 19.81 m (L)
151106	50.80 mm (W) x 24.38 m (L)



Hasps, kits, bags, stations, tags, labels and printers

Hasps

- 72 Safety lockout
- 72 Stainless steel scissor action hasp
- 72 Stubby lockout
- 72 Economy lockout
- 73 Nylon lockout hasp
- 73 Dual safety hasps
- 73 Non-conductive lockout hasp
- 74 Labelled safety lockout hasp
- 74 Labelled group lockout hasps
- 74 Blank safety lockout hasp
- 74 Heavy duty steel lockout

Lockout kits

- 75 Ultimate lockout kit
- 76 Electrical lockout kit
- 76 Electrician lockout kit
- 77 Valve and electrical lockout kit
- 77 Valve lockout kit
- 78 Small adjustable lockout kit
- 78 Lockout intro kit
- 78 Gate valve lockout kit
- 79 Wind Energy Lockout Kits
- 80 Gate valve lockout set
- 80 Mini lockout starter kit
- 80 Personal padlock kit
- 81 Lockout visit bag

Lockout pouches & bags

- 81 Lockout satchel
- 82 Personal belt pouch
- 82 Lockout belt pouch
- 82 Large lockout pouch
- 82 Lockout duffel bag
- 82 Lockout tool boxes

Lockout stations & boards

- 83 Industrial strength lockout station
- 83 Lock boards
- 83 Adjustable lockout stations
- 84 Lockout tagout shadow boards

Tagout

- 85 Warning tags
- 86 Brady safety tags
- 86 Mini tags
- 86 Brady custom tags
- 87 Process tags
- 89 Photo tags
- 89 Machine related risk warning tags
- 89 RipTag™ safety tag roll
- 89 Re-writable lockout tags
- 90 Two-part perforated tags
- 90 Mini tags (TagLock)
- 90 Laminat™ tags
- 90 Blank utility tags
- 91 Tag holder
- 91 Magnetic signs
- 91 Coloured nylon ties
- 92 Energy source labels & tags
- 93, - 98 Sign and label printers




Safety lockout


Allow six workers to lock out a single energy source!

- Vinyl Coated High Tensile Steel
- 6 padlocks can be applied



Order Reference	Colour	Shackle Width (mm)	Max. Shackle Diameter (mm)	Min. Shackle Clearance (mm)	Additional Information	Quantity
805840	Red	25.40	12.70	20.00		12
805842	Yellow	25.40	12.70	20.00		12
805841	Red	38.10	12.70	20.00		12
805843	Yellow	38.10	12.70	20.00		12
105718	Red	24.99	8.51	20.00	Tamperproof interlocking tabs to prevent unauthorised opening.	1
105719	Red	37.69	8.51	20.00	Tamperproof interlocking tabs to prevent unauthorised opening.	1
133161	Red	25.40	10.16	12.70		1

▶  Consult the technical datasheet LOTO-64 on bradyeurope.com/tds for the lockouts with tabs

 Consult the technical datasheet LOTO-66 on bradyeurope.com/tds for the other lockouts



Stainless steel scissor action hasp

Designed to provide a maximum tamperproof locking facility

- Made from marine grade (316) stainless steel scissor hasps with a 28 mm diam jaw
- Small shackle size for 4 mm hasp holes
- 6 padlocks can be applied

Order Reference	Colour	Max. Shackle Diameter (mm)	Shackle Diameter (mm)	Quantity
852440	Silver	9.53	28.00 mm	1



Stubby lockout

Lock out small switch boxes to large control units and levers with one device - no need for separate hasps of different sizes!

- Two-in-one hasp sizes: 31.75 x 44.45 and 19 mm diameter
- To be used when lockout conditions vary in size
- 6 padlocks can be applied

Order Reference	Colour	Max. Shackle Diameter (mm)	Min. Shackle Clearance (mm)	Quantity
236919	Red	9.53	20.07	1



Economy lockout

- Use on fuse or switch boxes
- Made from sturdy steel
- Hasp shackle diameter: 25.4 mm
- 6 padlocks can be applied

Order Reference	Colour	Max. Shackle Diameter (mm)	Min. Shackle Clearance (mm)	Quantity
236920	Red	10.01	20.00	1

Nylon lockout hasp

Locks out any piece of equipment safely and effectively.

- Non-conductive nylon hasps accommodates up to 6 locks
- Weighs only 30 g
- Lockout Shackle fits in holes with a minimum diameter of 7 mm

Order Reference	Colour	Max. Shackle Diameter (mm)	Min. Shackle Clearance (mm)	Quantity
236916*	Orange	9.00	6.50	1

*This product meets the ATEX Equipment Directive.



Consult the technical datasheet LOTO-35 on bradyeurope.com/tds



Dual safety hasps

This lockout device enables a supervisory padlock (6 holes) or two supervisory padlocks (12 holes) to remain safely locked in place, ensuring that the machine remains isolated.

- Foolproof access to the hasp entry and a tamperproof locking facility add another degree of safety
- Made from marine grade stainless steel (316)
- The lockout device has a 5.00 mm shackle that will fit most electrical & switch gear cabinets and distribution boards
- Available in 6 holes x 1 supervisory, or 12 holes x 2 supervisory configurations

Order Reference	Description	Colour	Shackle Clearance (mm)	Quantity
873384	Dual Level 12 Hole Safety Lockout	Red	35.00	1
852439	Dual Level 6 Hole Safety Lockout	Red	35.00	1



Non-conductive lockout hasp

Offers high flexibility, resistance to cracking and most chemicals and has excellent electrical insulating characteristics!

- Made of strong, rigid red plastic resin
- Performs at low temperatures, excellent heat resistance
- Lockout Shackle fits in holes with a minimum diameter of 10 mm

Order Reference	Description	Colour	Shackle Diameter (mm)	Min. Shackle Clearance (mm)	Quantity
045582	Non-Conductive Lockout Hasp	Red	6.10	20.00	1



Labelled safety lockout hasp

Combination of lockout and tagout - one device for multi-task performance!

- A single employee can lock out and service equipment, and up to 5 additional employees can apply their locks and tags
- Tough 5052 anodised aluminium alloy
- Use pens, pencils and permanent markers
- Text from pens and pencils can be erased
- Holds up to 6 locks



Order Reference	Text/Legend	Colour	Max. Shackle Diameter (mm)	Min. Shackle Clearance (mm)	Height (mm)	Width (mm)	Depth (mm)	Quantity
265390	DO NOT OPERATE	Red	8.00	20.00	184.10	76.20	4.70	5
265391	NICHT SCHALTEN	Red	8.00	20.00	184.10	76.20	4.70	5
265392	NIET BEDIENEN	Red	8.00	20.00	184.10	76.20	4.70	5
265393	NE PAS FAIRE FONCTIONNER	Red	8.00	20.00	184.10	76.20	4.70	5
811106	NO PONER EN FUNCIONAMIENTO	Red	8.00	20.00	184.10	76.20	4.70	5

Labelled group lockout hasps

Make sure your workers are safe by supplying labelled lockout hasps for all of their group lockout procedures.



- Constructed from tough 5052 anodised aluminium alloy
- Includes tamperproof locking tabs
- Write-on label surface accepts pencils, pen or marker
- Pen and pencil markings can be easily erased, allowing repeated use
- Combination pack contains 1 of each colour
- Legend on the front side: DANGER DO NOT OPERATE
- Lock holes 8 mm
- Holds up to 6 locks

Order Reference	Colour	Height (mm)	Width (mm)	Depth (mm)	Quantity
DANGER This energy source has been LOCKED OUT.					
065960	Red	190.80	76.30	3.99	5
065961	Silver	190.80	76.30	3.99	5
065962	Blue	190.80	76.30	3.99	5
065963	Green	190.80	76.30	3.99	5
065964	Gold	190.80	76.30	3.99	5
065967	Multiple Colours	190.80	76.30	3.99	5

Order Reference	Colour	Height (mm)	Width (mm)	Depth (mm)	Quantity
DANGER Only the individual(s) who have signed below may remove this lock/tag.					
065970	Red	190.80	76.30	3.99	5
065971	Silver	190.80	76.30	3.99	5
065972	Blue	190.80	76.30	3.99	5
065973	Green	190.80	76.30	3.99	5
065974	Gold	190.80	76.30	3.99	5
065975	Multiple Colours	190.80	76.30	3.99	5



Blank safety lockout hasp

- Made from aluminium
- Available in 3 colours
- Holds up to 5 locks

Remember you can easily customise blank hasps with Brady labels.

Order Reference	Colour	Max. Shackle Diameter (mm)	Min. Shackle Clearance (mm)	Height (mm)	Width (mm)	Depth (mm)	Quantity
225196	Silver	8.00	20.00	184.10	76.20	4.70	5
225198	Green	8.00	20.00	184.10	76.20	4.70	5
265399	Red	7.94	20.00	184.10	76.30	3.99	5



Heavy duty steel lockout

Tamper-proof design which prevents vandalism

- Solid U-shape steel bolt cannot be pried apart once locks are in place
- Holds up to 3 locks
- Inside diameter of U-shape bolt is 25.4 mm

Order Reference	Description	Max. Shackle Diameter (mm)	Min. Shackle Clearance (mm)	Quantity
236918	Heavy Duty Steel Hasp	9.00	20.00	1
230000	Heavy Duty Steel Hasp + 150 mm chain	9.00	20.00	1



Consult the technical datasheet LOTO-69 on bradyeurope.com/tds

▶ Brady offers a range of well-equipped lockout tagout kits. The kits are designed to help workers to establish an effective and safe lockout program and to help them comply with company lockout procedures and health and safety regulations. The range consists of several different lockout tagout kits, where each kit has been designed with a different need in mind.

Remember - an effective lockout procedure saves time, saves money and saves lives!

Ultimate lockout kit

This is our most extensive lockout/tagout kit and includes everything a larger company might need for their lockout/tagout program as well as training material.



Order Reference	Description	Quantity
806178	Ultimate Lockout Kit	1

Content

Order Reference	Description	Quantity/Kit
833918	Lockout / Tagout – Global Best Practice Training Movie. Reduce work accidents!	1
050899	Large Universal Valve Lockout Base Clamping Unit	1
065403	Large Blocking Arm	1
051395	Cable attachment with 2.44 metre sheathed cable. Cable diameter 3.175 mm	1
064057	Adjustable Gate Valve Lockout	1
050943	All Purpose Cable Lockout with sheathed steel cable - 2.44 m	1
065675	Lockout Devices for Plug Connections - Large	1
800110	Prinzing Ball Valve Lockout	1
046139	Cylinder Tank Lockout	1
045629	Gas Cylinder Lockout	1
050940	Mini Cable Lockout with steel cable	1
176495	Clamping Circuit Breaker Lockout - 120/277 Volt	1
176497	Clamping Circuit Breaker Lockout - 480/600 Volt	1
090891	480-600V Breaker Lockout Kit	1
805853	Miniature Breaker Lockout Demo Kit	1
805814	Economy Multi-Pole Breaker Lockout	1
236916	Nylon Lockout Hasp	1

Order Reference	Description	Quantity/Kit
051339	Safety Padlocks - Standard	6
805840	Safety Lockout	12
099162	Lockout Duffel Bag	1
256565	Tag: "DO NOT OPERATE - Maintenance Department This Lock/Tag may only be removed by:" 75 x 160 mm	10
050979	Large Lockout Pouch	1
051172	Lockout Belt Pouch	1
335091	Pen - Fine	1



Interested in custom kits tailored to your needs? Contact your Brady distributor or our customer service.

Electrical lockout kit

Our electrical lockout kit gives you all the basics to lock out breakers, electrical plugs, wall switches and fuses.



Order Reference	Description	Quantity
805909	Electrical Lockout Kit	1

Content

Order Reference	Description	Quantity/Kit
066321	Universal Multi-Pole Breaker Lockout	1
176495	Clamping Circuit Breaker Lockout - 120/277 Volt	1
177594	Detachable Cleat for Circuit Breaker	6
176497	Clamping Circuit Breaker Lockout - 480/600 Volt	1
177595	Detachable Cleat for Circuit Breaker	6
149433	Miniature Circuit Breaker - Pin-out Wide (ABB-MS325)	1
149514	Universal Mini Circuit Breaker Lockout	1
805853	Miniature Breaker Lockout Demo Kit	1
051339	Safety Padlocks - Standard	2
236916	Nylon Lockout Hasp	1
045582	Non-Conductive Lockout Hasp	1
050979	Large Lockout Pouch	1
256566	Tag: "DO NOT OPERATE Electrician At Work - This Lock/Tag may only be removed by:" 75 x 160 mm	10
335091	Pen - Fine	5

Electrician lockout kit

Most popular circuit breaker lockout devices allowing to lock a wide range of circuit breakers



- The basic kit can be combined with any padlock sets, already available or to be ordered (allowing any key chart)
- The kit also exists with 2 red full nylon padlocks, ideal for electrical applications and to be used with these lockout devices
- As best practice, it's always advised to place a tag when a lockout device is placed to inform other workers. New Mini tags have been developed for this application. (dimensions: 100 x 25 mm, 50 tags / pack)
- Mini tags available in 9 languages

Electrician Lockout Kit (196217) includes:

- 1 x 090847 - Miniature Circuit Breaker Lockout Pin-In-Standard (PIS)
- 1 x 090844 - Miniature Circuit Breaker Lockout Pin-Out-Standard (POS)
- 1 x 090850 - Miniature Circuit Breaker Lockout Pin-Out-Wide (POW)
- 1 x 090853 - Miniature Circuit Breaker Lockout Tie Bar (TBLO)
- 1 x 149433 - Miniature Circuit Breaker - Pin-out Wide (ABB-MS325)
- 1 x 176495 - Clamping Circuit Breaker Lockout - 120/277 Volt,
- 1 x 176497 - Clamping Circuit Breaker Lockout - 480/600 Volt
- 1 x 800112 - Cable Lockout Device
- 1 x 236916 - Nylon Lockout Hasp
- 1 x 050979 - Large Lockout Pouch
- 1 x 335091 - Pen

Order Reference	Description
Base kit	
196217	Electrician Lockout Kit
Kit with padlocks	
196227	Electrician Lockout Kit + Padlocks
Kit with tags	
196218	Electrician Lockout Kit + Tag EN
196219	Electrician Lockout Kit + Tag FR
196220	Electrician Lockout Kit + Tag NL
196221	Electrician Lockout Kit + Tag DE
196222	Electrician Lockout Kit + Tag IT
196223	Electrician Lockout Kit + Tag HU
196224	Electrician Lockout Kit + Tag ES
196225	Electrician Lockout Kit + Tag RO
196226	Electrician Lockout Kit + Tag TK
Kit with locks and tags	
196228	Electrician Lockout Kit + Padlocks & Tag EN
196229	Electrician Lockout Kit + Padlocks & Tag FR
196230	Electrician Lockout Kit + Padlocks & Tag NL
196231	Electrician Lockout Kit + Padlocks & Tag DE
196232	Electrician Lockout Kit + Padlocks & Tag IT
196233	Electrician Lockout Kit + Padlocks & Tag HU
196234	Electrician Lockout Kit + Padlocks & Tag ES
196235	Electrician Lockout Kit + Padlocks & Tag RO
196236	Electrician Lockout Kit + Padlocks & Tag TK

Valve and electrical lockout kit

Our combination lockout kit gives you everything you need to lock out the most common mechanical and electrical control points.

Order Reference	Description	Quantity
806174	Valve and Electrical Lockout Kit	1

Content

Order Reference	Description	Quantity/Kit
050899	Large Universal Valve Lockout Base Clamping Unit	1
065403	Large Blocking Arm	1
051395	Cable attachment with 2.44 metre sheathed cable. Cable diameter 3.175 mm	1
064057	Adjustable Gate Valve Lockout	1
050943	All Purpose Cable Lockout with sheathed steel cable - 2.44 m	1
065675	Lockout Devices for Plug Connections - Large	1
176495	Clamping Circuit Breaker Lockout - 120/277 Volt	1
176497	Clamping Circuit Breaker Lockout - 480/600 Volt	1
090891	480-600V Breaker Lockout Kit	1
805853	Miniature Breaker Lockout Demo Kit	1
236916	Nylon Lockout Hasp	1
051339	Safety Padlocks - Standard	6
805840	Safety Lockout	12
099162	Lockout Duffel Bag	1
256565	Tag: "DO NOT OPERATE - Maintenance Department This Lock/Tag may only be removed by:" 75 x 160 mm	10
335091	Pen - Fine	1



Valve lockout kit

Order Reference	Description	Quantity
806175	Valve Lockout Kit	1

Content

Order Reference	Description	Quantity/Kit
050899	Large Universal Valve Lockout Base Clamping Unit	1
065403	Large Blocking Arm	1
051395	Cable attachment with 2.44 metre sheathed cable. Cable diameter 3.25 mm	1
064057	Adjustable Gate Valve Lockout	1
050943	All Purpose Cable Lockout with Vinyl Coated Metal Cable - 2.44 m	1
051339	Safety Padlocks - Standard	6
805840	Safety Lockout	12
256565	Tag: "DO NOT OPERATE - Maintenance Department This Lock/Tag may only be removed by:" 75 x 160 mm	10
806200	Lockout Satchel	1
335091	Pen - Fine	1





Small adjustable lockout kit

Our valve lockout kit gives you everything you need to lock out gate, ball, butterfly and other valves

Order Reference	Description	Quantity
806176	Small Adjustable Lockout Kit	1

Content

Order Reference	Description	Quantity/Kit
064057	Adjustable Gate Valve Lockout	1
050943	All Purpose Cable Lockout with Vinyl Coated Metal Cable - 2.44 m	1
051339	Safety Padlocks - Standard	3
805840	Safety Lockout	3
050924	Small Universal Valve Lockout Base Clamping Unit	1
065402	Small Blocking Arm	1
256565	Tag: "DO NOT OPERATE - Maintenance Department This Lock/Tag may only be removed by:"	10
050979	Large Lockout Pouch	1
335091	Pen - Fine	1



Lockout intro kit

Our Lockout Intro kit gives you everything you need to get started in locking out most common mechanical risks.

Order Reference	Description	Quantity
805877	Lockout Intro Kit	1

Content

Order Reference	Description	Quantity/Kit
050924	Small Universal Valve Lockout Base Clamping Unit	1
065402	Small Blocking Arm	1
051395	Cable attachment with 2.44 metre sheathed cable. Cable diameter 3.25 mm	1
050943	All Purpose Cable Lockout with Vinyl Coated Metal Cable - 2.44 m	1
051339	Safety Padlocks - Standard	2
050979	Large Lockout Pouch	1
262950	Tag: "This Lock/Tag may only be removed by:"	10
335091	Pen - Fine	1



Gate valve lockout kit

Our gate valve lockout satchel kit includes five sizes of gate valve lockouts in a handy red satchel with a shoulder strap

Order Reference	Description	Quantity
806177	Gate Valve Lockout Kit	1

Content

Order Reference	Description	Quantity/Kit
065560	25-64 mm red Gate Valve Lockout	1
065561	64-127 mm red Gate Valve Lockout	1
065562	127-165 mm red Gate Valve Lockout	1
065563	165-254 mm red Gate Valve Lockout	1
065564	254-330 mm red Gate Valve Lockout	1
051339	Safety Padlocks - Standard	6
256565	Tag: "DO NOT OPERATE - Maintenance Department This Lock/Tag may only be removed by:"	10
806200	Lockout Satchel	1
335091	Pen - Fine	1

Wind Energy Lockout Kits

Wind energy Lockout/Tagout kits provide critical tools for safer maintenance operations in wind energy applications.

Wind Energy Lockout Kit - Large

Order Reference	Description	Quantity
310171	Wind Energy Lockout Kit - Large	1

Content

Order Reference	Description	Quantity/Kit
150207	SafeKey Padlocks - Compact	6
150311	SafeKey Padlocks - Nylon	6
090844	Miniature Circuit Breaker Lockouts - Pin-Out Standard	2
090850	Miniature Circuit Breaker Lockouts - Pin-Out Wide	2
149433	Miniature Circuit Breaker - Pin-out Wide (ABB-MS325)	3
176497	Clamping Circuit Breaker Lockout - 480/600 Volt	5
149514	Universal Mini Circuit Breaker Lockout	3
065674	Lockout Devices for Plug Connections - Small	2
050943	All Purpose Cable Lockout with sheathed steel cable - 2.44 m	1
236916	Nylon Lockout Hasp	2
805840	Safety Lockout	4
196343	Nylon Wire & Cable Ties	100
307665	Tag: "DO NOT OPERATE This Lock/Tag may only be removed by" 75 x 160 mm	10
806200	Lockout Satchel	1



Wind Energy Lockout Kit - Small

Order Reference	Description	Quantity
310172	Wind Energy Lockout Kit - Small	1

Content

Order Reference	Description	Quantity/Kit
150207	SafeKey Padlocks - Compact	6
150311	SafeKey Padlocks - Nylon	6
149433	Miniature Circuit Breaker - Pin-out Wide (ABB-MS325)	3
149514	Universal Mini Circuit Breaker Lockout	3
050943	All Purpose Cable Lockout with Vinyl Coated Metal Cable - 2.44 m	1
196343	Nylon Wire & Cable Ties	100
307665	Tag: "DO NOT OPERATE This Lock/Tag may only be removed by" 75 x 160 mm	10
050979	Large Lockout Pouch	1



Gate valve lockout set

All sizes in one set to have a device for gate valves from 25 mm to 330 mm



Order Reference	Description	Colour	Quantity
196213	Gate Valve Lockout Set - Blue	Blue	5
196215	Gate Valve Lockout Set - Green	Green	5
196212	Gate Valve Lockout Set - Red	Red	5
196216	Gate Valve Lockout Set - Transparent	Transparent	5
196214	Gate Valve Lockout Set - Yellow	Yellow	5

Mini lockout starter kit

An economical kit which will allow you to lockout a variety of equipment.



Order Reference	Description	Quantity
805856	Mini Lockout Starter Kit	1

Content

Order Reference	Description	Quantity/Kit
805840	Safety Lockout - 25 mm - red	1
805842	Safety Lockout - 25 mm - yellow	1
805841	Safety Lockout - 38 mm - red	1
805843	Safety Lockout - 38 mm - yellow	1
051339	Safety Padlocks - 38 mm - one of each colour	6
236916	Nylon Lockout Hasp	1

Personal padlock kit

Convenient way to carry padlocks (2 in kit), hasps and keys.

- The pouch has a clear plastic face to display identification
- The heavy duty retractable key holder features a Kevlar cord with split ring attachment, and is extendable to 1200 mm
- Key holder can be attached to the pouch or can be used on its own!



Order Reference	Description	Quantity
873872	Personal Padlock Kit	1

Content

Order Reference	Description	Quantity/Kit
873871	Personal belt pouch (pouch only)	1
874074	Heavy duty retractable Key holder	1
805840	Safety Hasp - 25 mm - red	1
051339	Safety Padlocks - 38 mm - red	2

Lockout visit bag

The lockout/tagout visit bag has several pockets to store and smoothly retrieve any lockout/tagout product.

- The large bag is an excellent storage compartments for the larger gate valve lockout device, the universal lockout devices and similar size products. The bag is easy to transport using the handle or shoulder strap.
- The small bag is handy to store accessories and small devices. All padlocks and keys, hasps or circuit breakers go into the small bag. Once you open it you'll immediately have a clear overview of its contents.
- The small bag fits perfectly in on the of the big bag's pocket and can be used as a standalone or in combination with the lockout/tagout Visit bag.



Order Reference	Description	Height (mm)	Width (mm)	Depth (mm)	Quantity
830935	LOTO Visit Bag - Complete Filled Bag	330.00	450.00	200.00	1
830931	LOTO Visit Bag - Large Bag Empty	330.00	450.00	200.00	1
830932	LOTO Visit Bag - Large Bag Filled	330.00	450.00	200.00	1
830933	LOTO Visit Bag - Small Bag Empty	320.00	420.00	45.00	1
830934	LOTO Visit Bag - Small Bag Filled	320.00	420.00	45.00	1

*Complete Filled Bag = Large Bag Filled + Small Bag Filled

Note that the filled bags contain 1 unit of each reference mentioned below. Replacements can only be acquired by ordering standard product packages. The references indicated in this document are the standard references from the pricelist.



Content Big Bag

Order Reference	Description
050943	All Purpose Cable Lockout with sheathed steel cable - 2.44 m
065562	Brady Gate Valve Lockouts
49303	Butterfly Valve Lockout
051395	Cable attachment with 2.44 metre sheathed cable. Cable diameter 3.25 mm
065403	Large Blocking Arm
050899	Large Universal Valve Lockout Base Clamping Unit
050940	Mini Cable Lockout with steel cable
225206	Operating Tool
800110	Prinzing Ball Valve Lockout
225203	Pro-Lock + Cable - 1.5 m

Content Small Bag

Order Reference	Description
090891	480-600V Breaker Lockout Kit
814073	Aluminium padlocks - Aluminium Shackle
241719	Brady Safety Tags
051354	Brass Padlocks
176495	Clamping Circuit Breaker Lockout - 120/277 Volt
177594	Detachable Cleat for Circuit Breaker
814097	Laminated Steel Padlocks - Key retaining
090847	Miniature Circuit Breaker Lockouts - Pin-In Standard
090844	Miniature Circuit Breaker Lockouts - Pin-Out Standard
090850	Miniature Circuit Breaker Lockouts - Pin-Out Wide
090853	Miniature Circuit Breaker Lockouts - Tie-Bar
149433	Miniature Circuit Breaker - Pin-out Wide (ABB-MS325)
236916	Nylon Lockout Hasp
065329	Oversized 480-600 Breaker Lockout Device
805840	Safety Lockout
814116	Safety Padlocks - Compact
814126	Safety Padlocks - Compact
814136	Safety Padlocks - Compact
814146	Safety Padlocks - Compact
813594	Safety Padlocks - Nylon Shackle
051339	Safety Padlocks - Standard
236919	Stubby Lockout Hasp
265549	Tagout: Warning Tags
149514	Universal Mini Circuit Breaker Lockout
066321	Universal Multi-Pole Breaker Lockout



Lockout satchel

- Made of 1000 denier red cordura nylon with a 95 cm shoulder strap (supplied empty)
- Includes latchable front pocket and two side mesh holders

Order Reference	Description	Height (mm)	Width (mm)	Depth (mm)	Quantity
806200	Lockout Satchel	355.00	380.00	100.00	1



Personal belt pouch

A convenient way to carry padlocks, hasps and keys in a handy pouch. This is an empty pouch, allowing you to fill with content of your choice.

- The pouch has a clear plastic face to display identification

Order Reference	Description	Quantity
873871	Personal belt pouch (pouch only)	1



Lockout belt pouch

Simply fill the pouch with the lockout devices you need and have them handy when they are required.

- Made of heavy duty nylon with loops for hanging on a belt

Order Reference	Description	Height (mm)	Width (mm)	Depth (mm)	Quantity
051172	Lockout Belt Pouch	127.00	177.80	50.80	1



Large lockout pouch

Create your own custom lockout kit and use the pouch to store it neatly.

- Made of nylon with attachment loop on back

Order Reference	Description	Height (mm)	Width (mm)	Depth (mm)	Quantity
050979	Large Lockout Pouch	203.20	177.80	76.20	1



Lockout duffel bag

- Made of 600 denier polyester with a 95 cm removable shoulder strap and 8 inside pockets (supplied empty)

Order Reference	Description	Height (mm)	Width (mm)	Depth (mm)	Quantity
099162	Lockout Duffel Bag	254.00	419.10	215.90	1



Lockout tool boxes

- Made of rugged polypropylene with nickel-plated steel clasps (supplied empty)
- Supplied with removable tray and two handy storage pockets built into the lid

Order Reference	Description	Height (mm)	Width (mm)	Depth (mm)	Quantity
105906	Medium Lockout Toolbox	198.12	411.48	185.42	1
105905	Small Lockout Toolbox	180.34	355.60	139.70	1

Industrial strength lockout station

- Lockable all metal, yellow powder-coated cabinet (supplied empty)
- Lockout safety tips on inside of door
- Can hold a wide variety of lockout devices
- Can be wall mounted or easily transported



Order Reference	Description	Height (mm)	Width (mm)	Depth (mm)	Quantity
800123	Industrial Strength Lockout Station	406.40	355.60	152.40	1
800129	Industrial Strength Lockout Station - Additional Shelf	-	-	-	1

Lock boards

Brady's high visibility lock boards make your locks, tags and lockouts easy to find and use. Built for the toughest conditions, these lock boards are made of durable plastic material.

The lock boards are available as boards only. No components are included.

Order Reference	Description	Material	Height (mm)	Width (mm)	Quantity
050989	6-Lock Board	Acrylic	292.10	393.70	1
050990	12-Lock Board	Acrylic	342.90	342.90	1
050991	24-Lock Board	Acrylic	596.90	292.10	1
050992	36-Lock Board	Acrylic	546.10	596.90	1



6-Lock Board

Can hold up to 6 padlocks



12-Lock Board

Can hold up to 12 padlocks



24-Lock Board

Can hold up to 24 padlocks



36-Lock Board

Adjustable lockout stations

- Constructed of sturdy polystyrene with pre-drilled holes for easy wall mounting
- Pre-drilled pegboard-style holes for hooks
- Hooks can be arranged in a multitude of ways (hooks are included)
- Available from portable to extra large sizes

The lockout stations are available as boards only. No components are included.

Order Reference	Description	Material	Height (mm)	Width (mm)	Depth (mm)	Quantity
050993	Adjustable Lockout Stations - Extra-large Lockout Station	Polystyrene	762.00	635.00	133.35	1
050994	Adjustable Lockout Stations - Large Lockout Station	Polystyrene	660.40	495.30	127.00	1
050997	Adjustable Lockout Stations - Small Lockout Station	Polystyrene	590.55	311.15	101.60	1
811217	Portable Lockout Station	Polypropylene	432.00	432.00	171.00	1



Adjustable Lockout Stations - Extra-large Lockout Station



Adjustable Lockout Stations - Large Lockout Station




Adjustable Lockout Stations - Small Lockout Station



Portable Lockout Station

Lockout tagout shadow boards



Improve productivity with durable, visually organised shadow boards

Strengthen your lockout tagout program thanks to a dedicated shadow board. Display your devices, padlocks and documents to make them clearly visible and easy to choose for the users.

Effective visual management and real time communication is vital for safe control of work (CoW) and achieving objectives set by 5S and LEAN)

Features & benefits

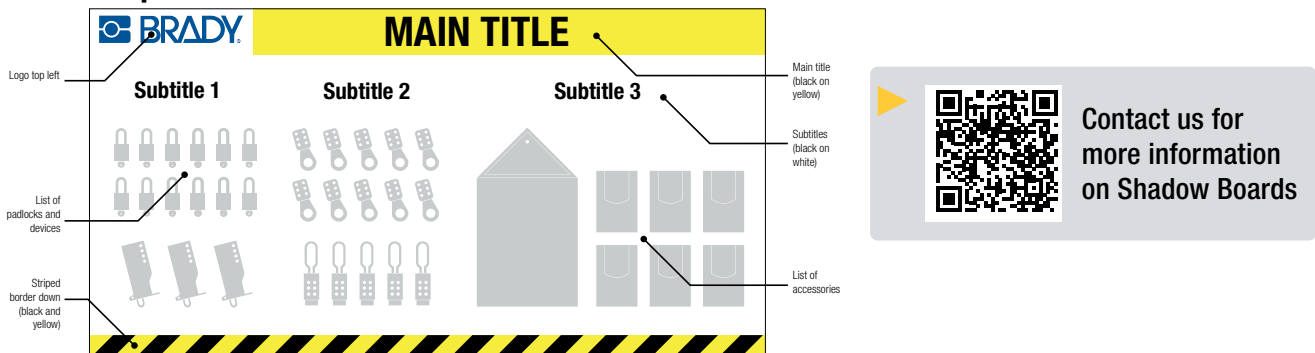
- Durable clear plexiglass (Sub-surface graphics) or laminated white foam PVC
- Clean, crisp protected graphics that will not scratch off from frequent tool use
- Perforated to place each necessary fixing
- Customised hole positions
- Fixings optional for mounting flexibility
- Assist control of permit to work

How to order your LOTO shadow boards

You can create your own shadow board. Draw what you have in mind. Add padlocks, locking devices and accessories. Choose the material, layout, border and corners for your shadow board. Finally, add your own text and logo.

As each board is unique, pricing will be on request, based on information provided to give a size estimation of the the board. Please contact your Brady representative to get further details.

Draft example



Accessories

The following accessories are available as standard products.

Order Reference	Description	Quantity	Colour
110594	Dry Erasable Marker Set	4	Black, Blue, Green, Red
177594	Detachable Cleat for Circuit Breaker	6	Red
177595	Detachable Cleat for Circuit Breaker	6	Red
196088	Wall Display Rail - 1180mm	1	Grey
196089	Wall Display Rail - 880mm	1	Grey
196191	Wall Display Rail - 580mm	1	Grey
196192	Wall Display Rail - 310mm	1	Grey
196193	Wall Document Holder 1/3 A4	1	Transparent
196194	Wall Document holder A5	1	Transparent
196195	Wall Document Holder A4 Portrait	1	Transparent
196196	Wall Document Dolder A4 Landscape	1	Transparent
196206	Metallic Adhesive Tape 30mm x 10m	1	Black
322320	Shadowboard Marker Holder	1	White
322506	Magnetic Display Frame Pockets	2	Black, Yellow
322507	Magnetic Display Frame Pockets	2	Red
322508	Magnetic Display Frame Pockets	2	Blue
322509	Magnetic Display Frame Pockets	2	Black
322510	Adhesive Display Frame with Magnetic closure	2	Grey
833760	A4 Permit Wallets	1	Transparent
833761	A5 Permit Wallets	1	Transparent



Wall Document Holder



Wall Display Rail



Magnetic Marker Holder
(Magnetic Metallic Adhesive Tape is necessary to place the marker holder)



Magnetic Frame



Magnetic Metallic Adhesive Tape



Permit Wallet

▶ Tagout is the placement of a tag, which indicates that the energy-isolating device and the equipment being controlled **MUST NOT** be operated until the tag has been removed.



Warning tags

Indicate who is responsible for placing a Lockout device and who is authorised to remove it or make changes to it.


- Flexible polyester, resistant to water, oil and extreme temperatures
- Matt surface, can be written on with a ball point or felt-tip pen
- Hole diameter 7 mm, allows for placement on a padlock shackle
- Packaging: 10 tags with 10 cable ties
- All these tags meet the ATEX Equipment Directive



Height (mm)	Width (mm)	Order Reference							
110.00	50.00	225400	225401	225402	225403	225404	225405	225406	225408
160.00	75.00	262950	262951	262952	262953	262954	262957	265549	265550



Height (mm)	Width (mm)	Order Reference							
110.00	50.00	225409	225410	225411	225412	225407	225413	225414	225415
160.00	75.00	262962	262964	262965	256564	265548	256565	256566	256567



Height (mm)	Width (mm)	Order Reference		Reverse	Order Reference		
110.00	50.00	225416	225418	225420	225421	225422	225423
160.00	75.00	256571	225417		256572	256573	256575



▶ Do not forget to order a Permanent Marker Pen (335091)

Height (mm)	Width (mm)	Order Reference				Reverse
110.00	50.00	225424	225425	225426	225427	
160.00	75.00	256576	256577	256578	256579	

Brady safety tags

Provide on-the-spot identification of safety measures!

- Easy application: can be attached in just seconds
- Tags have ties attached and can be applied to just about any part of any machine. No need for extra ties!
- The tag is printed on both sides, making sure the vital information is always visible
- Material: Polyester 0.249 mm mm thickness
- Size of attachment tie: 15 x 140 mm. Label size: 85 x 145 mm
- Packaging: 10 tags



Order Reference	Order Reference	Order Reference	Order Reference	Order Reference
DANGER TAG-E-DANGER-145X85MM	DANGER Electric shock risk TAG-E-DANGER ELEC.-145X85MM	CAUTION Biohazard 241713	Do not switch on 241717	FAILED ELECTRICAL SAFETY TEST TAG-E-FAILED ELECTRICAL.. 145X85MM PVC
CAUTION Out of Order 241701	DANGER Live wire 241710	DANGER Radioactive material 241714	Do not switch on under maintenance 241718	TESTED FOR ELECTRICAL SAFETY TAG-E-TESTED FOR ELECTR. 145X85MM
CAUTION Men working on this equipment TAG-E-CAUTION MEN-145X85MM	DANGER Contains asbestos 241712	Do not use out of order TAG-E-DO NOT USE OUT OF.- 145X85MM	Do not touch TAG-DO NOT TOUCH- 145X85MM	Reverse THE LABEL HAS IMPORTANT INFORMATION ON THE REVERSE PLEASE TURN FOR SAFETY REASONS PLEASE DO NOT REMOVE THIS LABEL.

Mini tags

Order Reference	Legend	Height (mm)	Width (mm)	Quantity
196086	Do not operate	25.00	100.00	50
196087	Warning Electricity	25.00	100.00	50
196237	Défense d'enclencher	25.00	100.00	50
196238	Niet bedienen	25.00	100.00	50
196239	Nicht schalten	25.00	100.00	50
196240	Non utilizzare	25.00	100.00	50
196241	Üzemen kívül	25.00	100.00	50
196242	No operar	25.00	100.00	50
196243	Nu folositi	25.00	100.00	50
196244	Çalıştırmayın	25.00	100.00	50
196245	Danger Electricité	25.00	100.00	50
196246	Waarschuwing: Gevaarlijke elektrische spanning	25.00	100.00	50
196247	Warnung vor gefährlicher, elektrischer Spannung	25.00	100.00	50



Brady custom tags

To produce your custom tag(s), Brady requires the following information for each type/design of the tag you need:

1. Select from the 3 basic types of tags: General Warning, Electrical Warning, Prohibition (see sample previews)
2. Select the size (110 x 50 mm or 160 x 75 mm)
3. Indicate quantity of packs (1 pack consists of 10 pcs of tags and 10 pcs of cable ties)
4. Define your text for the box in the central area of the tag

Send your request for quotation containing all information listed above to your Brady representative or distributor

 YOUR TEXT This Lock/Tag may only be removed by: Name: Dept: Expected completion:.....	 YOUR TEXT This Lock/Tag may only be removed by: Name: Dept: Expected completion:.....	 YOUR TEXT This Lock/Tag may only be removed by: Name: Dept: Expected completion:.....
General Warning	Electrical Warning	Prohibition

All these tags meet the ATEX Equipment Directive

Process tags

Easily communicate work equipment process management and control using highly practical and eye-catching colour-coded tags.

- Visualise management and control of work equipment processes
- Applications include cylinders and tanks, equipment, leaks and contamination, hoses and valves
- Share important safety information where it matters
- Reliable, chemical resistant, and easy to apply with cable ties
- Material: 0.5mm polypropylene.



Customised versions available on request

Order Reference	Height (mm)	Width (mm)
-----------------	-------------	------------

GAS CYLINDER, EMPTY, IN USE, FULL

306718	150.00	80.00
--------	--------	-------



Order Reference	Height (mm)	Width (mm)
-----------------	-------------	------------

CARBON DIOXIDE CYLINDER, EMPTY, IN USE, FULL

306719	150.00	80.00
--------	--------	-------



Order Reference	Height (mm)	Width (mm)
-----------------	-------------	------------

ACETYLENE CYLINDER, EMPTY, IN USE, FULL

306720	150.00	80.00
--------	--------	-------



Order Reference	Height (mm)	Width (mm)
-----------------	-------------	------------

ARGON CYLINDER, EMPTY, IN USE, FULL

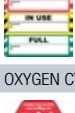
306721	150.00	80.00
--------	--------	-------



Order Reference	Height (mm)	Width (mm)
-----------------	-------------	------------

PROPANE CYLINDER, EMPTY, IN USE, FULL

306722	150.00	80.00
--------	--------	-------



Order Reference	Height (mm)	Width (mm)
-----------------	-------------	------------

OXYGEN CYLINDER, EMPTY, IN USE, FULL

306723	150.00	80.00
--------	--------	-------



Order Reference	Height (mm)	Width (mm)
-----------------	-------------	------------

TANK TAG, EMPTY, IN USE, FULL

306724	150.00	80.00
--------	--------	-------



Order Reference	Height (mm)	Width (mm)
-----------------	-------------	------------

OVERHAUL COMPLETED, READY FOR OVERHAUL, AWAITING CUSTOMER APPROVAL, AWAITING INSPECTION

306725	150.00	80.00
--------	--------	-------



Order Reference	Height (mm)	Width (mm)
-----------------	-------------	------------

PASSED INSPECTION

306726	150.00	80.00
--------	--------	-------



Order Reference	Height (mm)	Width (mm)
-----------------	-------------	------------

FAILED INSPECTION

306727	150.00	80.00
--------	--------	-------



Order Reference	Height (mm)	Width (mm)
-----------------	-------------	------------

HOLD

306728	150.00	80.00
--------	--------	-------



Order Reference	Height (mm)	Width (mm)
-----------------	-------------	------------

QUARANTINE

306729	150.00	80.00
--------	--------	-------



Order Reference	Height (mm)	Width (mm)
-----------------	-------------	------------

ACCEPTED

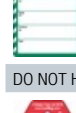
306730	150.00	80.00
--------	--------	-------



Order Reference	Height (mm)	Width (mm)
-----------------	-------------	------------

READY FOR HIRE

306733	150.00	80.00
--------	--------	-------



Order Reference	Height (mm)	Width (mm)
-----------------	-------------	------------

DO NOT HIRE

306734	150.00	80.00
--------	--------	-------



Order Reference	Height (mm)	Width (mm)
-----------------	-------------	------------

CLIENT OWNED EQUIPMENT

306735	150.00	80.00
--------	--------	-------



Order Reference	Height (mm)	Width (mm)
-----------------	-------------	------------

OFF RENTAL

306736	150.00	80.00
--------	--------	-------



Order Reference	Height (mm)	Width (mm)
-----------------	-------------	------------

JOINT BROKEN AWARE, JOINT BORKEN AWARE, RETURN TO SUPERVISION

306738	176.00	80.00
--------	--------	-------



Order Reference	Height (mm)	Width (mm)
-----------------	-------------	------------

BREAKING OF EQUIPMENT

306739	176.00	80.00
--------	--------	-------



Order Reference	Height (mm)	Width (mm)
-----------------	-------------	------------

WITNESS JOINT

306740	176.00	80.00
--------	--------	-------



Order Reference	Height (mm)	Width (mm)
-----------------	-------------	------------

WITNESS JOINT

306741	176.00	80.00
--------	--------	-------



Order Reference	Height (mm)	Width (mm)
-----------------	-------------	------------

DISTURBED JOINT, DISTURBED JOINT, LAST TEST

306742	200.00	80.00
--------	--------	-------



Order Reference	Height (mm)	Width (mm)
-----------------	-------------	------------

LEAK AWARE

306743	150.00	80.00
--------	--------	-------



Order Reference	Height (mm)	Width (mm)
-----------------	-------------	------------

WEEP AWARE

306744	150.00	80.00
--------	--------	-------



Order Reference	Height (mm)	Width (mm)
-----------------	-------------	------------

FREON LEAK AWARE

306745	150.00	80.00
--------	--------	-------



Order Reference	Height (mm)	Width (mm)
-----------------	-------------	------------

APPROVED TEMPORARY EQUIPMENT

306749	150.00	80.00
--------	--------	-------



>>

Process tags (continued)

Order Reference	Height (mm)	Width (mm)
TEMPORARY EQUIPMENT TAG, BACKLOAD, REGISTERED, QUARANTINED - DO NOT USE, PRE-SHIPMENT INSPECTION		
306750	245.00	80.00
DO NOT REMOVE FROM WORKSITE		
306751	150.00	80.00
MOTHBALLED EQUIPMENT		
306752	150.00	80.00
RENTAL EQUIPMENT, RETURN PROMPTLY		
306753	150.00	80.00
VENDOR OWNED EQUIPMENT		
306754	150.00	80.00
RENTAL EQUIPMENT		
306755	150.00	80.00
REPORTED FAULT		
306756	150.00	80.00
SHUTDOWN		
306757	150.00	80.00
THIS HOSE IS IN USE BY: OPERATIONS		
306758	150.00	80.00
THIS HOSE IS IN USE BY: SERVICES/CONSTRUCTION		
306759	150.00	80.00

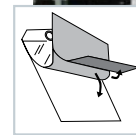
Order Reference	Height (mm)	Width (mm)
306760	260.00	80.00
OPEN		
306765	150.00	80.00
CLOSED		
306766	150.00	80.00
DO NOT OPERATE, DO NOT OPERATE		
306767	150.00	80.00
SHUTDOWN ISOLATION		
306768	150.00	80.00
LSA CONTAMINATED		
306769	150.00	80.00
LSA FREE		
306770	150.00	80.00
NORM CONTAMINATED		
306771	150.00	80.00
NORM FREE		
306772	150.00	80.00
NORM CONTAMINATED		
306773	161.00	80.00

Order Reference	Height (mm)	Width (mm)
SPADE		
306737	176.00	80.00
LEAD ID		
306746	150.00	80.00
LEAK TESTING PERSONAL ISOLATION TAG, SYSTEM VALVE OPEN, DO NOT CLOSE VALVE		
306747	150.00	80.00
LEAK TESTING PERSONAL ISOLATION TAG, BOUNDARY VALVE CLOSED, DO NOT CLOSE VALVE		
306748	150.00	80.00
EQUIPMENT CHECKED FOR NORM/LSA CONTAMINATION		
306774	150.00	80.00
CAUTION DEFECTIVE EQUIPMENT		
306775	150.00	80.00
Order Reference	Diameter (mm)	
CRITICAL VALVE LOCKED OPEN		
306761	41.00	
CRITICAL VALVE LOCKED CLOSED		
306762	41.00	
VALVE LOCKED OPEN		
306763	41.00	
VALVE LOCKED CLOSED		
306764	41.00	

Photo tags

Photo tags can be personalised by writing on special instructions, hazards or warnings and also has an area where a relevant employee photograph can be included which will give a more personal message.

- Constructed of durable B-851 polyester
- Available with or without 1 mil (25,4 µm) polyester laminate on front
- Includes nylon fasteners



Order Reference	Description	Height (mm)	Width (mm)	Quantity
065500	Photo Tags (without laminate)	146.05	76.20	25
065501	Self-laminating Photo Tags	146.05	76.20	10
096222	Self-laminating Photo Tags	177.80	101.60	10

All these tags meet the ATEX Equipment Directive

Machine related risk warning tags

- Pre-printed warning layout and blank reverse
- B-851 Polyester
- Packaging: 10 tags



Height (mm)	Width (mm)	Order Reference
160.00	75.00	230778 230779 230780 230781

All these tags meet the ATEX Equipment Directive



RipTag™ safety tag roll

With RipTag Safety Tag Roll you get a complete system for tagging hazardous areas in your facility so you can keep employees safe.

- Compliance with OSHA's 50 lb. pull force regulation for lockout tagout
- Easy storage options
- System includes a bulk roll of tags and cable ties for quick attachment.

Order Reference	Description	Quantity
150503	RipTag Danger Do Not Operate Safety Tag Roll	100
150504	RipTag Danger Do Not Operate Safety Tag Roll	250
150501	RipTag Danger Do Not Operate Safety Tag Roll with Red Stripes	100
150502	RipTag Danger Do Not Operate Safety Tag Roll with Red Stripes	250

All these tags meet the ATEX Equipment Directive



Order Reference	Legend	Quantity
307665	DO NOT OPERATE This Lock/Tag may only be removed by	5
307666	Nicht schalten	5
307667	Ne pas utiliser	5
307668	Niet bedienen	5
307669	No operar	5
307670	Non utilizzare	5
307671	Nie załączac	5
307672	ÇALIŞTIRMAYIN	5
307673	He исполн30Bатb	5
307674	Använd inte	5
307675	Ne müködtesse	5
307676	Nezapínat	5
307677	Nezapínat	5
307678	Nu utilizati	5

Re-writable lockout tags

- Height: 160 mm, Width: 75 mm
- Material: Rigid PVC tag with polyester overlamine



Two-part perforated tags

Two-part tags provide enhanced operational control and record keeping.

The stub is removed when the tag is attached to a lockout point. Only the employee in possession of the stub has the authority to remove the tag. After the job is done, the stub is returned to management for verification and monitoring of Lockout/Tagout activity in the plant. Matching identification numbers are printed on each part.



Heavy cardstock tags

- Economical cardstock tags are easy to write on using pen, pencil or permanent marker (B-853)
- Tear resistant 9.5 mm rolled brass eyelet
- Tie strings included for quick, easy attachment

Polyester tags

- 10 mil (1 mil = 25,4 µm) thick polyester enhances durability and makes it easy to remove chemicals, grease and grime (B-851)
- Write-on surface accepts marker, pen or pencil
- Weatherproof for outdoor use
- 9.5 mm rolled brass eyelet that fits over most padlock shackles
- Nylon cable ties included for easy, secure attachment

Order Reference	Text/Legend	Material	Brady Material No.	Height (mm)	Width (mm)	Quantity
105371	DO NOT OPERATE	Polyester	B-851	177.80	101.60	25
105373	DO NOT OPERATE	Paper	B-853	190.50	101.60	25
105370	EQUIPMENT LOCKED OUT	Polyester	B-851	177.80	101.60	25
105372	EQUIPMENT LOCKED OUT	Paper	B-853	190.50	101.60	25

All these tags meet the ATEX Equipment Directive

Mini tags

- Suitable for use with TagLock, see page 63

Order Reference	Text/Legend	Material	Height (mm)	Width (mm)	Quantity
148824	DANGER, DO NOT OPERATE	Plastic	63.50	50.80	25



Laminat™ tags

Self-sealing manila tags for identification of material in tough environments, including valves, instruments, motors and other industrial components.

- Laminat™ manila tags are recommended to be used together with Brady's assortment of labels
- Material: B-7644 Polypropylene Tag with Polyester Overlaminat
- Colour: Yellow
- There are two versions of the tag, either supplied with or without stainless steel reinforcement ring

Order Reference	Height (mm)	Width (mm)	Seal-up Area Height (mm)	Seal-up Area Width (mm)	Quantity
620321	25.00	59.00	25.00	43.00	50
620322	25.00	59.00	25.00	43.00	50
620323	25.00	150.00	25.00	135.00	50
620324	25.00	150.00	25.00	135.00	50



Blank utility tags

- Durable tags have a label area that allow your own custom printed label to be attached
- These tag are lightweight, non-corrosive, non conductive and impact resistant, have rounded corners and are hole punched
- Material: plastic
- Label area large tags: 106.60 x 63.50 mm
- Label area small tags: 76.20 x 38.10 mm
- Tags are sold individually



Order Reference	Description	Colour	Width (mm)	Height (mm)
041921	Blank VIP Tags - Large	● Black	119.38	81.28
041923	Blank VIP Tags - Large	● Yellow	119.38	81.28
041925	Blank VIP Tags - Large	● Red	119.38	81.28
041927	Blank VIP Tags - Large	● Blue	119.38	81.28
041929	Blank VIP Tags - Large	● Green	119.38	81.28
087695	Blank VIP Tags - Large	● Orange	119.38	81.28
087697	Blank VIP Tags - Large	○ White	119.38	81.28
087699	Blank VIP Tags - Large	● Grey	119.38	81.28
041920	Blank VIP Tags - Small	● Black	93.98	55.88
041922	Blank VIP Tags - Small	● Yellow	93.98	55.88
041924	Blank VIP Tags - Small	● Red	93.98	55.88
041926	Blank VIP Tags - Small	● Blue	93.98	55.88
041928	Blank VIP Tags - Small	● Green	93.98	55.88
087694	Blank VIP Tags - Small	● Orange	93.98	55.88
087696	Blank VIP Tags - Small	○ White	93.98	55.88
087698	Blank VIP Tags - Small	● Grey	93.98	55.88

▶ Print your labels using any of the printers in Brady's wide range of sign and label printers. See page 93, 94 for details.

Tag holder

- Compact - holds 50 tags, ties and marking pen (not included)
- Comes with adhesive strips and screws for mounting in a variety of ways
- Dimensions (H x W x D): 190 mm x 114 mm x 38 mm

No tags included.



Order Reference	Description	Material	Quantity
800125	Tag Holder	Plastic	1

Magnetic signs



- Easy to apply and remove
- Packaging: 5 pieces

Width (mm)	Height (mm)	Order Reference
105.00	148.00	256964



Coloured nylon ties

Coloured nylon ties provide you with an option of colour coded application.

Order Reference	Colour	Width (mm)	Length (mm)	Quantity
196310	Transparent	3.50	140.00	100
196337	Blue	3.60	140.00	100
196340	Green	3.60	140.00	100
196343	Red	3.60	140.00	100
196311	Transparent	3.50	200.00	100
196349	Blue	3.60	200.00	100
196351	Red	3.60	200.00	100



Energy source labels & tags



Control panel



Polypropylene, 75.00 x 38.00 mm, pack of 25 tags

Order	
Reference	Text/Legend
138396	CP-1
138397	CP-2
138398	CP-3
138732	CP-4
138733	CP-5
138734	CP-6
138735	CP-7
138736	CP-8
138737	CP-9
138738	CP-10

Valve



Polypropylene, 75.00 x 38.00 mm, pack of 25 tags

Order	
Reference	Text/Legend
138439	V-1
138440	V-2
138441	V-3
138442	V-4
138443	V-5
138787	V-6
138788	V-7
138789	V-8
138790	V-9
138791	V-10
138792	V-11
138793	V-12
138794	V-13
138795	V-14
138796	V-15
138797	V-16
138798	V-17
138799	V-18
138800	V-19
138801	V-20

Thermal



Polypropylene, 75.00 x 38.00 mm, pack of 25 tags

Order	
Reference	Text/Legend
138434	T-1
138437	T-2
138438	T-3
138780	T-4
138781	T-5
138782	T-6
138783	T-7
138784	T-8
138785	T-9
138786	T-10

Energy source tags can be used to mark your facility's points of control for energy sources. These tags help make the lockout process quicker, safer and easier.

- Hole diameter: 5.00 mm

Pneumatic



Polypropylene, 75.00 x 38.00 mm, pack of 25 tags

Order	
Reference	Text/Legend
138405	P-1
138406	P-2
138407	P-3
138408	P-4
138409	P-5
138739	P-6
138740	P-7
138741	P-8
138742	P-9
138743	P-10

Hydraulic



Polypropylene, 75.00 x 38.00 mm, pack of 25 tags

Order	
Reference	Text/Legend
138410	H-1
138411	H-2
138412	H-3
138744	H-4
138745	H-5
138746	H-6
138747	H-7
138748	H-8
138749	H-9
138750	H-10

Kinetic



Polypropylene, 75.00 x 38.00 mm, pack of 25 tags

Order	
Reference	Text/Legend
138431	K-1
138432	K-2
138433	K-3
138773	K-4
138774	K-5
138775	K-6
138776	K-7
138777	K-8
138778	K-9
138779	K-10

Glycol



Polypropylene, 75.00 x 38.00 mm, pack of 25 tags

Order	
Reference	Text/Legend
138444	GL-1
138445	GL-2
138446	GL-3
138802	GL-4
138803	GL-5
138804	GL-6
138805	GL-7
138806	GL-8
138807	GL-9
138808	GL-10

Water



Polypropylene, 75.00 x 38.00 mm, pack of 25 tags

Order	
Reference	Text/Legend
138413	W-1
138414	W-2
138415	W-3
138416	W-4
138417	W-5
138751	W-6
138752	W-7
138753	W-8
138754	W-9
138755	W-10

Steam



Polypropylene, 75.00 x 38.00 mm, pack of 25 tags

Order	
Reference	Text/Legend
138423	S-1
138424	S-2
138425	S-3
138426	S-4
138427	S-5
138761	S-6
138762	S-7
138763	S-8
138764	S-9
138765	S-10

Gas



Polypropylene, 75.00 x 38.00 mm, pack of 25 tags

Order	
Reference	Text/Legend
138418	G-1
138419	G-2
138420	G-3
138421	G-4
138422	G-5
138756	G-6
138757	G-7
138758	G-8
138759	G-9
138760	G-10

Chemical



Polypropylene, 75.00 x 38.00 mm, pack of 25 tags

Order	
Reference	Text/Legend
138428	C-1
138429	C-2
138430	C-3
138766	C-4
138767	C-5
138768	C-6
138769	C-7
138770	C-8
138771	C-9
138772	C-10

Electrical



Polypropylene, 75.00 x 38.00 mm, pack of 25 tags

Order	
Reference	Text/Legend
138399	E-1
138401	E-2
138402	E-3
138403	E-4
138404	E-5
138447	E-6
138448	E-7
138449	E-8
138450	E-9
138451	E-10
138829	E-11
138830	E-12
138831	E-13
138832	E-14
138833	E-15
138834	E-16
138835	E-17
138836	E-18
138837	E-19
138838	E-20

Laminated Polyester, 19.00 x 13.00 mm, sheet of 100 labels

Order	
Reference	Text/Legend
138452	E-1
138453	E-2
138454	E-3
138455	E-4
138456	E-5
138457	E-6
138458	E-7
138459	E-8
138460	E-9
138461	E-10
138809	E-11
138810	E-12
138811	E-13
138812	E-14
138813	E-15
138814	E-16
138815	E-17
138816	E-18
138817	E-19
138818	E-20

Laminated Polyester, 75.00 x 38.00 mm, sheet of 5 labels

Order	
Reference	Text/Legend
138462	E-1
138463	E-2
138464	E-3
138465	E-4
138466	E-5
138467	E-6
138468	E-7
138469	E-8
138470	E-9
138471	E-10
138819	E-11
138820	E-12
138821	E-13
138822	E-14
138823	E-15
138824	E-16
138825	E-17
138826	E-18
138827	E-19
138828	E-20

▶ **Brady sign and label printers with their industrial design and excellent printing outcomes are highly recommended for identification of LO/TO devices, lockout points, padlocks and keys.**

M210 Label Printer

The M210 Portable Label Printer is an all-in-one labeller for voice/datacom, electrical and general industrial teams. Offering drop-lock-and-go cartridges, plus a rechargeable Lithium-ion battery, plus protective rubber bumpers, plus a two year warranty adds up to the brains and brawn needed to take on the day-to-day rigours of any job.

- 203 dpi printing resolution
- Prints on continuous tapes up to 19 mm wide

Order Reference	Description
311307	M210 Printer kit EU
311308	M210 Printer kit UK
311309	M210 Printer kit US

This kit comes in a hard case holding a M210 Printer, a Li-ion Battery, a EU Power Cord and a M21-750-499 Label Cartridge



▶ Visit the M210 site on bradyeurope.com/m210



M211 Label Printer


Design, preview and print – all from your phone. Simple and intuitive, the M211 Label Printer is built for the job site, running all day on a full charge while resisting drops, shocks and crushes.

- Prints labels with the Express Labels Mobile App, for iOS and Android
- Withstands 1.8 m drops, is crush-resistant to 115 kg and has military-grade shock and vibration resistance per MIL-STD-810G Method 5.16.6 SA4.6.5
- Advanced battery technology for all-day use; prints 300 labels on a full charge
- 11 label design guides, 22 barcode symbologies, 85 fonts, 31 languages and over 1,400 symbols
- Imports data from spreadsheets and allows label saving and label sharing
- 90+ cartridges, made from 12 unique materials, with continuous and pre-sized label widths between 6.4 mm to 19.1 mm

Order Reference	Description
170390	M211 EMEA kit



▶ Visit the M211 site on bradyeurope.com/m211



This kit ships in a hard case with a M211 Printer, M21-750-499 Label Cartridge, Quick Start Guide, AC Power cord with EU, UK and US plugs, Belt Clip and Power Pack.



M410 Label Printer

Specifically engineered for premium 25 mm printing, the M410 Label Printer is an everyday workhorse for contractors, datacom and electrical professionals. Create and print labels faster with its intuitive QWERTY keypad and programmed pre-set label options for wire marking, flagging and breaker box identification.

- 25 mm wide labels
- Super intuitive keypad
- Flexibility for any jobsite

Article No.	Description
177180	M410 Label Printer EU*
322719	M410 Label Printer UK*
322717	M410 Label Printer EU + Brady Workstation Suite**
322721	M410 Label Printer UK + Brady Workstation Suite**

*This M410 Printer ships in a cardboard box with a rechargeable NiMH Battery Pack, an AC Adapter, B-595 Vinyl label Cartridge, a Quick start Guide, a USB Cable, a Brady Workstation Basic Design Software Suite and a USB Flash Drive with Driver and User Manual.

**This M410 Printer ships in a cardboard box with a rechargeable NiMH Battery Pack, an AC Adapter, B-595 Vinyl label Cartridge, a Quick start Guide, a USB Cable, a licence for Brady Workstation Software suites and a USB Flash Drive with Driver and User Manual.



M510 Label Maker

The perfect companion for your project workspace, the M510 works fast to deliver high-quality labels day in and day out. Whether you're in a lab, field or facility, this printer works as hard as you do. Design and print up to 38 mm labels on demand with a QWERTY keypad or create labels in batches at the office with Brady Workstation software.

- Built to withstand 1.2 m drops
- Choose from 250+ cartridges and 26+ high-performance materials
- Print 4,400 labels on a full charge

Article No.	Description
177181	M510 Label Printer EU*
322725	M510 Label Printer UK*
322723	M510 Label Printer EU + Brady Workstation Suite**
322727	M510 Label Printer UK + Brady Workstation Suite**

*This M510 Printer ships in a cardboard box with a rechargeable NiMH Battery Pack, an AC Adapter, B-595 Vinyl label Cartridge, a Quick start Guide, a USB Cable, a Brady Workstation Basic Design Software Suite and a USB Flash Drive with Driver and User Manual.

**This M510 Printer ships in a cardboard box with a rechargeable NiMH Battery Pack, an AC Adapter, B-595 Vinyl label Cartridge, a Quick start Guide, a USB Cable, a licence for Brady Workstation Software suites and a USB Flash Drive with Driver and User Manual.



M710 Label Printer

Take on more jobs, and get them done in record time with the M710 Label Printer. Fast and flexible, it's your tool for seamless label creation from the shop to the field. Design and print with a mobile app, software or keyboard and colour touchscreen. Enjoy printing on the toughest materials around, plus extra durability from a Li-ION battery that lasts all day long. Better jobsite performance starts with the M710.

Order Reference	Description
317810	M710 Label Printer QWERTY EU
317811	M710 Label Printer QWERTY EU with Wi-Fi and BT
317812	M710 Label Printer QWERTY UK
317813	M710 Label Printer QWERTY UK with Wi-Fi and BT
317814	M710 Label Printer AZERTY
317815	M710 Label Printer AZERTY, Wi-Fi, BT
317816	M710 Label Printer QWERTZ with Wi-Fi and BT
317817	M710 Label Printer Cyrillic with Wi-Fi and BT
317834	M710 Qwerty US Label Printer
317835	M710 Qwerty US Label Printer with Wi-Fi and BT

This printer ships in a hard case holding a USB cable, a quick start guide, a product USB (with product info and Windows driver), a Li-ION Rechargeable Battery, an AC Adapter, a Brady Workstation Design Software, a Media Adapter, a roll of M7C-1000-595-WT and an M7-R6000 ribbon.

Includes the Brady Workstation Basic Suite as standard - <http://workstation.bradyid.com/>

S3100 Sign & Label Printer



Watch the S3100 video on Brady's YouTube™ channel.

Designed for ease of use and versatility, this monochrome printer features an intuitive touch screen display, simple label design and a wide variety of materials and applications.

- Prints on labels and tapes from 12.70 wide to 101 mm wide

Order Reference	Description	Order Reference	Description
149119	S3100 Sign and Label Printer with Wi-Fi - QWERTY UK	149120	S3100 Sign and Label Printer - QWERTY US
149118	S3100 Sign and Label Printer with Wi-Fi - QWERTZ	149126	S3100 Sign and Label Printer - QWERTY EU
149121	S3100 Sign and Label Printer with Wi-Fi - QWERTY US	149517	S3100 Sign and Label Printer - AZERTY
149122	S3100 Sign and Label Printer with Wi-Fi - AZERTY	149519	S3100 Sign and Label Printer - QWERTZ
149123	S3100 Sign and Label Printer with Wi-Fi - CYRILLIC		
149127	S3100 Sign and Label Printer with Wi-Fi - QWERTY EU		

BradyPrinter S3700 Sign & Label Printer

- Seamless multicolour for more impactful labels, signs and tags
- Precision XY cutter for smooth curved label cutt-outs
- Auto adjustments that help ribbon cartridges last up to 60% longer
- 20-second material changeovers and up to 127mm-per-second print speed
- Onboard label templates and over 600 built-in symbols
- Broad path prints and outputs labels up to 101.6mm



Watch the S3700 video on Brady's YouTube™ channel.

Article No.	Description
176427	S3700 Multicolour & Cut Sign and Label Printer with QWERTZ keyboard, Wi-Fi and Bluetooth enabled
176428	S3700 Multicolour & Cut Sign and Label Printer with QWERTZ keyboard
176429	S3700 Multicolour & Cut Sign and Label Printer with AZERTY keyboard, Wi-Fi and Bluetooth enabled
176430	S3700 Multicolour & Cut Sign and Label Printer with AZERTY Keyboard
176431	S3700 Multicolour & Cut Sign and Label Printer with QWERTY EU keyboard, Wi-Fi and Bluetooth enabled
176432	S3700 Multicolour & Cut Sign and Label Printer with QWERTY EU keyboard
176433	S3700 Multicolour & Cut Sign and Label Printer with QWERTY UK keyboard, Wi-Fi and Bluetooth enabled
176434	S3700 Multicolour & Cut Sign and Label Printer with QWERTY UK keyboard
176435	S3700 Multicolour & Cut Sign and Label Printer with CYRILLIC keyboard, Wi-Fi and Bluetooth enabled
176436	S3700 Multicolour & Cut Sign and Label Printer with CYRILLIC keyboard



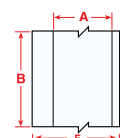
B-551 Non-adhesive continuous tag stock

For safety, lockout and general purpose hanging tags

- Non-adhesive, polyester stock
- Hole punch available separately. Order reference: 020591
- Optional snap-in grommets available. Order Reference: 020596
- Meets OSHA 50lb pullout spec for lockout tags



Order Reference	Printer Compatibility	Colour	Width (mm)	Length (m)
B30C-2500-551-WT	BBP35, BBP37, i3300, S3000, S3100, S3700	White	63.50	15.24
B30C-3250-551-WT	BBP35, BBP37, i3300, S3000, S3100, S3700	White	82.55	15.24
B30C-4250-551-WT	BBP35, BBP37, i3300, S3000, S3100, S3700	White	107.19	15.24



BBP85 Sign and Label Printer

The BBP85 Sign and Label Printer allows you to create up to 254.00 mm labels & signs in multiple colours. Its touch-screen interface makes it easy to use for anyone.

- Highly durable multi-colour thermal transfer printing
- Prints stand-alone or from your PC
- Timesaving label design apps to create pipe markers, safety signs, right-to-know labels and more
- The ideal printer for multi-user Lean, 5S and Kaizen Labelling events



Order Reference	Description
198570	BBP85 Sign & Label Printer - QWERTY UK with Brady Workstation SFID Suite
198568	BBP85 Sign & Label Printer - QWERTY EU with Brady Workstation SFID Suite
198566	BBP85 Sign & Label Printer - AZERTY with Brady Workstation SFID Suite
198571	BBP85 Sign & Label Printer - QWERTZ with Brady Workstation SFID Suite
198567	BBP85 Sign & Label Printer - CYRILLIC with Brady Workstation SFID Suite



Brady Workstation software suites

Brady Workstation Safety and Facility Identification Software Suite

Keep your facility safe and compliant by creating custom signs, label and pipemarkers, adding visual safety guidance.

Workstation.BradyID.com/SafetyAndFacility



Discover it at
www.bradyeurope.com/workstation



B-595 pre-printed pre-cut blank sign headers

For creating Arc Flash and safety warning labels in seconds.

- Allows the printer to create multi-colour signs fast - in a single print pass
- Headers meet OSHA 1910.145 and ASME/ANSI Z535 standards
- Indoor/Outdoor grade material conforms to rough, irregular and "difficult to adhere to" surfaces



Order Reference	Printer Compatibility	Width (mm)	Height (mm)	Quantity	Recommended Ribbon
B85-102x152-595-OSHACA	BBP85	152.40	101.60	95	B85-R-158x60-BK
B85-178x254-595-OSHACA	BBP85	254.00	177.80	60	B85-R-220x60-BK
B85-254x356-7569-OSHACA	BBP85	355.60	254.00	40	B85-R-220x60-BK
B85-102x152-595-ANSICA	BBP85	152.40	101.60	95	B85-R-158x60-BK
B85-178x254-595-ANSICA	BBP85	254.00	177.80	60	B85-R-220x60-BK
B85-254x356-7569-ANSICA	BBP85	355.60	254.00	40	B85-R-220x60-BK
B85-102x152-595-OSHADA	BBP85	152.40	101.60	95	B85-R-158x60-BK
B85-178x254-595-OSHADA	BBP85	254.00	177.80	60	B85-R-220x60-BK
B85-254x356-7569-OSHADA	BBP85	355.60	254.00	40	B85-R-220x60-BK
B85-102x152-595-ANSIDA	BBP85	152.40	101.60	95	B85-R-158x60-BK
B85-178x254-595-ANSIDA	BBP85	254.00	177.80	60	B85-R-220x60-BK
B85-254x356-7569-ANSIDA	BBP85	355.60	254.00	40	B85-R-220x60-BK
B85-102x152-595-ANSINO	BBP85	152.40	101.60	95	B85-R-158x60-BK
B85-178x254-595-ANSINO	BBP85	254.00	177.80	60	B85-R-220x60-BK
B85-254x356-7569-ANSINO	BBP85	355.60	254.00	40	B85-R-220x60-BK
B85-102x152-595-ANSIWA	BBP85	152.40	101.60	95	B85-R-158x60-BK
B85-178x254-595-ANSIWA	BBP85	254.00	177.80	60	B85-R-220x60-BK
B85-254x356-7569-ANSIWA	BBP85	355.60	254.00	40	B85-R-220x60-BK
B85-178x254-595-YL	BBP85	254.00	177.80	60	B85-R-220x60-BK
B85-254x356-7569-YL	BBP85	355.60	254.00	40	B85-R-220x60-BK
B85-178x254-595-WT	BBP85	254.00	177.80	60	B85-R-220x60-BK
B85-254x356-7569-WT	BBP85	355.60	254.00	40	B85-R-220x60-BK

BradyJet J7300 Colour Label Printer



Pivot through a demanding print queue with the BradyJet™ J7300 Colour Label Printer. Make an impact with vibrant full colour. Print on industrial-strength labels. And say goodbye to time-wasting setup thanks to built-in LabelSense™ print technology. Any colour, any information - do exactly what the job demands from the production line to the lab with the J7300.

BradyJet J7300 printers

Order Reference	Description
176883	BradyJet™ J7300 Colour Label Printer EU
176884	BradyJet™ J7300 Colour Label Printer, Wi-Fi, EU
322658	BradyJet™ J7300 Colour Label Printer UK
322659	BradyJet™ J7300 Colour Label Printer, Wi-Fi, UK

This BradyJet™ J7300 Printer ships in a cardboard box with a CMY Ink Cartridge with built in Printhead, a Black Ink cartridge with built in Printhead, a Brady Workstation Basic software, a J-Align roll, a media starter B-2595 Vinyl roll, an AC Adapter, a Power Cord, a USB cable and a USB Flash Drive with product information.



BradyJet J7300 kits

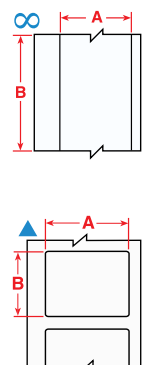
Order Reference	Description
322660	BradyJet™ J7300 Colour Label Printer EU + Brady Workstation Suite
322661	BradyJet™ J7300 Colour Label Printer UK + Brady Workstation Suite
322666	BradyJet™ J7300 Colour Label Printer, Wi-Fi, EU + Brady Workstation Suite
322667	BradyJet™ J7300 Colour Label Printer, Wi-Fi, UK + Brady Workstation Suite

This BradyJet™ J7300 Printer ships in a cardboard box with a CMY Ink Cartridge with built in Printhead, a Black Ink cartridge with built in Printhead, a license for Brady Workstation Software suites, a J-Align roll, a media starter B-2595 Vinyl roll, an AC Adapter, a Power Cord, a USB cable and a USB Flash Drive with product information.




Labels

Diagram	Order Reference	Art. No.	Colour	Label Width, A (mm)	Label Height B (mm)	Label Length B (m)	Total Qty/Pack
Heavy Duty Polyester							
∞	JC-2500-2551	176589	White	63.50	–	12.24 m	1
∞	JC-3250-2551	170468	White	101.60	–	45.72 m	1
Inkjet Receptive Polyester							
∞	JC-1125-2569	176577	White	28.58	–	45.72 m	1
∞	JC-2250-2569	176578	White	57.15	–	45.72 m	1
∞	JC-4000-2569	170452	White	101.60	–	45.72 m	1
▲	J-260-2569	176600	White	55.12	85.09	–	500
▲	J-261-2569	170453	White	74.93	109.98	–	300
▲	J-262-2569	170454	White	104.90	154.94	–	250
Inkjet Receptive Polypropylene							
∞	JC-1125-7425J	176584	White	28.58	–	45.72 m	1
∞	JC-2250-7425J	176585	White	57.15	–	45.72 m	1
∞	JC-4000-7425J	170463	White	101.60	–	45.72 m	1
Inkjet Receptive Vinyl							
∞	JC-1125-2595	176580	White	28.58	–	45.72 m	1
∞	JC-2250-2595	176581	White	57.15	–	45.72 m	1
∞	JC-4000-2595	170458	White	101.60	–	45.72 m	1
▲	J-260-2595	176601	White	55.12	85.09	–	500
▲	J-261-2595	176603	White	74.93	109.98	–	300
▲	J-262-2595	176604	White	104.90	154.94	–	250



BradyJet J4000 Colour Label Printer

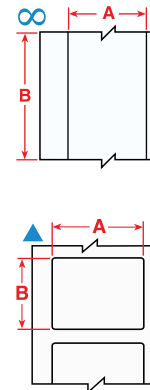


Create a safer, more efficient workplace with compliant, photo-quality full-colour labels, signs and procedures that last. Balance the complexity of safety and compliance labels with the demands of an industrial environment while reducing your safety signage inventory and material waste.

Order Reference	Order Reference	Description
152711	J4000-EU	BradyJet J4000 Colour Label Printer
322923	J4000-EU-BWS	BradyJet J4000 Colour Label Printer EU + Brady Workstation Suite
152712	J4000-UK	BradyJet J4000 Colour Label Printer
322924	J4000-UK-BWS	BradyJet J4000 Colour Label Printer UK + Brady Workstation Suite
152710	J4000-US	BradyJet J4000 Colour Label Printer
322925	J4000-US-BWS	BradyJet J4000 Colour Label Printer US + Brady Workstation Suite

Labels

Diagram	Order Reference	Colour	Label Width A (mm)	Label Height B (mm)	Label Length B (m)	Total Qty/ Pack
Inkjet Receptive Polyester						
▲	J50-260-2569	White	55.12	85.09	–	340
▲	J50-261-2569	White	74.93	109.98	–	270
▲	J50-262-2569	White	104.90	154.94	–	200
▲	J50-267-2569	White	154.94	210.82	–	120
▲	J50-265-2569	White	177.80	254.00	–	100
∞	J50C-2250-2569	White	57.15	–	30.48 m	1
∞	J50C-4000-2569	White	101.60	–	30.48 m	1
∞	J50C-6000-2569	White	152.40	–	30.48 m	1
∞	J50C-8000-2569	White	203.20	–	30.48 m	1
Inkjet Receptive Polypropylene						
∞	J40C-2250-7425J	White	57.15	–	30.48 m	1
∞	J40C-4000-7425J	White	101.60	–	30.48 m	1
∞	J40C-6000-7425J	White	152.40	–	30.48 m	1
∞	J40C-8000-7425J	White	203.20	–	30.48 m	1
Inkjet Receptive Vinyl						
▲	J50-260-2595	White	55.12	85.09	–	340
▲	J50-261-2595	White	74.93	109.98	–	270
▲	J50-262-2595	White	104.90	154.94	–	200
▲	J50-267-2595	White	154.94	210.82	–	120
▲	J50-265-2595	White	177.80	254.00	–	100
∞	J50C-2250-2595	White	57.15	–	30.48 m	1
∞	J50C-4000-2595	White	101.60	–	30.48 m	1
∞	J50C-6000-2595	White	152.40	–	30.48 m	1
∞	J50C-8000-2595	White	203.20	–	30.48 m	1



Brady Workstation - Lockout Writer App

Quickly create compliant lockout/tagout labels. This app includes procedure printing templates, simple translations, easy-to-use image editing for callouts.

Discover it at www.bradyeurope.com/workstation



Reference & index

100 Breaker compatibility overview

Breaker compatibility overview

▶ See page...

- Standard Circuit Breaker: 64-65
- EZ Panel Loc™: 62
- Mini Circuit Breaker Lockouts: 62

		Circuit Breaker Lockout (Standard/ TAGLOCK™)					EZ Panel Loc™ (Standard/ TAGLOCK™)		Mini Circuit Breaker Lockouts					
Manufacturer	Type	120V Snap On (w/ hole)	120/277V Clamp On (no hole)	480/600V Clamp On (no hole)	Oversize 480/600V	Universal Multi-pole (tie bar)	Snap On (SQD QO)	Clamp On (Universal)	Pin Out Standard	Pin In Standard	Pin Out Wide	Pin Out Wide Rotary	Multi-pole w/ TieBar	Universal Mini Breaker Lockout
		065387 <i>148689</i> <i>148693</i> <i>148694</i>	065396 <i>148690</i> <i>148698</i> <i>148699</i>	065397 <i>148701</i> <i>148687</i> <i>148686</i>	065329 <i>148692</i> <i>148691</i> <i>148685</i>	066321 <i>148702</i> <i>148697</i> <i>148695</i>	051252 <i>148696</i> <i>148688</i> <i>148700</i>	051254	090844	090847	090850	149433	090853	149514
ABB	2CDS25													•
ABB	S202U-K								•					
ABB	S202U-K50													•
ABB	S203U-K								•					
ABB	S204U-K								•					
ABB	S201UP-K								•					
ABB	S202UP-K								•					
ABB	S203UP-K								•					
ABB	S204UP-K								•					
ABB	S201U-Z								•					
ABB	S202U-Z								•					
ABB	S203U-Z								•					
ABB	S204U-Z								•					
ABB	S201UP-Z								•					
ABB	S202UP-Z								•					
ABB	S203UP-Z								•					
ABB	S204UP-Z								•					
ABB	F202AC								•					
ABB	F672								•					
ABB	F204AC								•					
ABB	F674								•					
ABB	S281-Z								•					
ABB	S282-Z								•					
ABB	S283-Z								•					
ABB	S281UC-Z								•					
ABB	S282UC-Z								•					
ABB	S283UC-Z								•					
ABB	S501-B											•		
ABB	S502-B											•		
ABB	S503-B											•		
ABB	S501-C											•		
ABB	S502-C											•		
ABB	S503-C											•		
ABB	S501-D											•		
ABB	S502-D											•		
ABB	S503-D											•		
ABB	S501-K											•		
ABB	S502-K											•		
ABB	S503-K											•		
ABB	S501UC-B											•		
ABB	S502UC-B											•		
ABB	S503UC-B											•		
ABB	S504UC-B											•		
ABB	S501UC-K											•		
ABB	S502UC-K											•		
ABB	S503UC-K											•		
ABB	S504UC-K											•		
American Ckt. Bkr.	NEF		•*											
American Ckt. Bkr.	NJJ			•**	•									
AEG	E82S									•				
American Switch	C		•				•	•						
Bryant	BR	•	•					•						
Bryant	BR					•		•						
Buschmat	S46								•					
Challenger	C	•	•					•						
Challenger	C					•		•						
Challenger	CDK			•										
Challenger	LM		•					•						
Challenger	NEJ		•*					•						
Clipsal	4CB								•					
Crouse Hinds	MP					•		•						
Cutler Hammer	BA		•					•						
Cutler-Hammer	BAB	•	•					•						
Cutler-Hammer	BAB					•		•						
Cutler-Hammer	BD	•	•					•						
Cutler-Hammer	BR	•	•					•						
Cutler-Hammer	BR					•		•						
Cutler-Hammer	BRH	•	•					•						
Cutler-Hammer	BRH					•		•						
Cutler-Hammer	BRHH					•		•						
Cutler-Hammer	CC		•*					•						
Cutler-Hammer	CH	•	•				•	•						
Cutler-Hammer	CH					•		•						
Cutler-Hammer	CHH		•*					•						
Cutler-Hammer	CH2					•		•						
Cutler-Hammer	CHB	•	•				•	•						
Cutler-Hammer	CHB					•		•						
Cutler-Hammer	CHKD			•										
Cutler-Hammer	CHLD				•									
Cutler-Hammer	CHMDL				•									

* - Cleat (065404) accessory required ** - Cleat (065406) accessory required

Breaker compatibility overview

See page...

- Standard Circuit Breaker: 64-65
- EZ Panel Loc™: 62
- Mini Circuit Breaker Lockouts: 62

		Circuit Breaker Lockout (Standard/ TAGLOCK™)					EZ Panel Loc™ (Standard/ TAGLOCK™)		Mini Circuit Breaker Lockouts					
Manufacturer	Type	120V Snap On (w/ hole)	120/277V Clamp On (no hole)	480/600V Clamp On (no hole)	Oversize 480/600V	Universal Multi-pole (tie bar)	Snap On (SQD QO)	Clamp On (Universal)	Pin Out Standard	Pin In Standard	Pin Out Wide	Pin Out Wide Rotary	Multi-pole w/ TieBar	Universal Mini Breaker Lockout
		065387 <i>148689</i> <i>148693</i> <i>148694</i>	065396 <i>148690</i> <i>148698</i> <i>148699</i>	065397 <i>148701</i> <i>148687</i> <i>148686</i>	065329 <i>148692</i> <i>148691</i> <i>148685</i>	066321 <i>148702</i> <i>148697</i> <i>148695</i>	051252 <i>148696</i> <i>148688</i> <i>148700</i>	051254	090844	090847	090850	149433	090853	149514
Cutler-Hammer	CHND			•**										
Cutler-Hammer	CHP	•	•				•	•						
Cutler-Hammer	CHP					•		•						
Cutler-Hammer	CHQ						•	•						
Cutler-Hammer	CHQ					•		•						
Cutler-Hammer	CHSW					•		•						
Cutler-Hammer	CKD			•										
Cutler-Hammer	CL	•	•				•	•						
Cutler-Hammer	CL					•		•						
Cutler-Hammer	CLD				•									
Cutler-Hammer	CLDC				•									
Cutler-Hammer	CMDL				•									
Cutler-Hammer	CND			•**										
Cutler-Hammer	CNDC			•**										
Cutler-Hammer	CSR		•					•						
Cutler-Hammer	DK			•										
Cutler-Hammer	E125B		•					•						
Cutler-Hammer	E125E		•					•						
Cutler-Hammer	E125H		•					•						
Cutler-Hammer	E125S		•					•						
Cutler-Hammer	ED		•					•						
Cutler-Hammer	EDC		•					•						
Cutler-Hammer	EDH		•					•						
Cutler-Hammer	EFH		•					•						
Cutler-Hammer	EGB		•					•						
Cutler-Hammer	EGE		•					•						
Cutler-Hammer	EGS		•					•						
Cutler-Hammer	EHC		•					•						
Cutler-Hammer	EHD		•					•						
Cutler-Hammer	FB		•					•						
Cutler-Hammer	FC		•					•						
Cutler-Hammer	FD		•					•						
Cutler-Hammer	FDB		•					•						
Cutler-Hammer	FDC		•					•						
Cutler-Hammer	FS		•					•						
Cutler-Hammer	GB		•					•						
Cutler-Hammer	GC		•					•						
Cutler-Hammer	GD		•					•						
Cutler-Hammer	GDB		•					•						
Cutler-Hammer	GHB		•					•						
Cutler-Hammer	GHBGFEP		•					•						
Cutler-Hammer	GHC		•					•						
Cutler-Hammer	GHCGFEP		•					•						
Cutler-Hammer	HBAW	•	•					•						
Cutler-Hammer	HBAW					•								
Cutler-Hammer	HBAX	•	•					•						
Cutler-Hammer	HBAX					•								
Cutler-Hammer	HFD		•					•						
Cutler-Hammer	HGHB		•					•						
Cutler-Hammer	HGHC		•					•						
Cutler-Hammer	HJD			•										
Cutler-Hammer	HKD			•										
Cutler-Hammer	HLD				•									
Cutler-Hammer	HMCP		•	•	•									
Cutler-Hammer	HMDL				•									
Cutler-Hammer	HMDLB				•									
Cutler-Hammer	HMPL			•**	•									
Cutler-Hammer	HND			•**										
Cutler-Hammer	HQP	•	•					•						
Cutler-Hammer	HQP					•								
Cutler-Hammer	JD			•										
Cutler-Hammer	JDB			•										
Cutler-Hammer	JDC			•										
Cutler-Hammer	KD			•										
Cutler-Hammer	KDB			•										
Cutler-Hammer	KDC			•										
Cutler-Hammer	LA			•										
Cutler-Hammer	LD				•									
Cutler-Hammer	LDB				•									
Cutler-Hammer	LDC				•									
Cutler-Hammer	LH			•										
Cutler-Hammer	LHB			•										
Cutler-Hammer	LJ							•						
Cutler-Hammer	MA			•**										
Cutler-Hammer	MC			•**										
Cutler-Hammer	MD				•									
Cutler-Hammer	MDL				•									
Cutler-Hammer	MDS				•									
Cutler-Hammer	NB				•									
Cutler-Hammer	ND			•**										

* - Cleat (065404) accessory required ** - Cleat (065406) accessory required

Breaker compatibility overview

See page...

- Standard Circuit Breaker: 64-65
- EZ Panel Loc™: 62
- Mini Circuit Breaker Lockouts: 62

		Circuit Breaker Lockout (Standard/ TAGLOCK™)					EZ Panel Loc™ (Standard/ TAGLOCK™)		Mini Circuit Breaker Lockouts					
		120V Snap On (w/ hole)	120/277V Clamp On (no hole)	480/600V Clamp On (no hole)	Oversize 480/600V	Universal Multi-pole (tie bar)	Snap On (SQD QO)	Clamp On (Universal)	Pin Out Standard	Pin In Standard	Pin Out Wide	Pin Out Wide Rotary	Multi-pole w/ TieBar	Universal Mini Breaker Lockout
		065387	065396	065397	065329	066321	051252	051254	090844	090847	090850	149433	090853	149514
		148689	148690	148701	148692	148702	148696							
		148693	148698	148687	148691	148697	148688							
		148694	148699	148686	148685	148695	148700							
Manufacturer	Type													
Cutler-Hammer	NDC			•**										
Cutler-Hammer	OPTIM			•**										
Cutler-Hammer	PB				•									
Cutler-Hammer	QBGF		•											
Cutler-Hammer	QBGF		•				•							
Cutler-Hammer	QBGFEP		•											
Cutler-Hammer	QBGFEP						•							
Cutler-Hammer	QBHGF		•											
Cutler-Hammer	QBHGFEP		•											
Cutler-Hammer	QBHW	•	•					•						
Cutler-Hammer	QBHW					•								
Cutler-Hammer	QC	•	•					•						
Cutler-Hammer	QC					•		•						
Cutler-Hammer	QCD	•	•					•						
Cutler-Hammer	QCD					•		•						
Cutler-Hammer	QCGF		•											
Cutler-Hammer	QCGFEP		•											
Cutler-Hammer	QCHGF		•											
Cutler-Hammer	QCHGFEP		•											
Cutler-Hammer	QCHW	•	•					•						
Cutler-Hammer	QCHW					•		•						
Cutler-Hammer	QHCW	•	•					•						
Cutler-Hammer	QHCW					•		•						
Cutler-Hammer	QHCX	•	•					•						
Cutler-Hammer	QHCX					•		•						
Cutler-Hammer	QHPW	•	•					•						
Cutler-Hammer	QHPW					•		•						
Cutler-Hammer	QHPX	•	•					•						
Cutler-Hammer	QHPX					•		•						
Cutler-Hammer	QPGF		•											
Cutler-Hammer	QPGF							•						
Cutler-Hammer	QPGFEP		•											
Cutler-Hammer	QPGFEP							•						
Cutler-Hammer	QPHGF		•											
Cutler-Hammer	QPHGFEP		•											
Cutler-Hammer	QPHW	•	•					•						
Cutler-Hammer	QPHW					•								
Cutler-Hammer	WME								•					
Cutler-Hammer	WMF								•					
Cutler-Hammer	WMH								•					
Cutler-Hammer	WMM								•					
Cutler-Hammer	WMN								•					
Cutler-Hammer	WMS								•					
E-T-A	911220G								•					
E-T-A	911225									•				
FAZ	C16								•					
Fed. Pacific Elec.	2B													
Fed. Pacific Elec.	BAB		•							•				
Fed. Pacific Elec.	NA-single			•**						•				
Fed. Pacific Elec.	NA-tie bar									•				
Fed. Pacific Elec.	NB		•*							•				
Fed. Pacific Elec.	NBH GFI		•							•				
Fed. Pacific Elec.	NE/NEF		•*							•				
Fed. Pacific Elec.	NEJ		•*							•				
Fed. Pacific Elec.	NFJ		•							•				
Fed. Pacific Elec.	NJJ			•						•				
Fed. Pacific Elec.	NJL			•						•				
Fed. Pacific Elec.	NM			•						•				
Fed. Pacific Elec.	NP-single		•							•				
Frank Adams	P		•							•				
FUJI Electric	EA53B		•*							•				
FUJI Electric	EA203B		•*							•				
FUJI Electric	BU-ESB		•*							•				
FUJI Electric	BU-ESA		•*							•				
FUJI Electric	BU-FSB		•*							•				
General Electric	V									•				
General Electric	EH400			•										
General Electric	HQC		•							•				
General Electric	SED		•							•				
General Electric	SEH		•							•				
General Electric	SEL		•							•				
General Electric	SEP		•							•				
General Electric	SFH		•							•				
General Electric	SFL		•							•				
General Electric	SFP		•							•				
General Electric	SGD			•										
General Electric	SGH			•										
General Electric	SGL			•										
General Electric	SGLA			•										
General Electric	SGP			•										

* - Cleat (065404) accessory required ** - Cleat (065406) accessory required

Breaker compatibility overview

See page...

- Standard Circuit Breaker: 64-65
- EZ Panel Loc™: 62
- Mini Circuit Breaker Lockouts: 62

		Circuit Breaker Lockout (Standard/ TAGLOCK™)					EZ Panel Loc™ (Standard/ TAGLOCK™)		Mini Circuit Breaker Lockouts					
Manufacturer	Type	120V Snap On (w/ hole)	120/277V Clamp On (no hole)	480/600V Clamp On (no hole)	OverSize 480/600V	Universal Multi-pole (tie bar)	Snap On (SQD QO)	Clamp On (Universal)	Pin Out Standard	Pin In Standard	Pin Out Wide	Pin Out Wide Rotary	Multi-pole w/ TieBar	Universal Mini Breaker Lockout
		065387 <i>148689</i> <i>148693</i> <i>148694</i>	065396 <i>148690</i> <i>148698</i> <i>148699</i>	065397 <i>148701</i> <i>148687</i> <i>148686</i>	065329 <i>148692</i> <i>148691</i> <i>148685</i>	066321 <i>148702</i> <i>148697</i> <i>148695</i>	051252 <i>148696</i> <i>148688</i> <i>148700</i>	051254	090844	090847	090850	149433	090853	149514
General Electric	SRPG			•										
General Electric	TB		•*					•						
General Electric	TBC		•*					•						
General Electric	TE		•*					•						
General Electric	TEB		•*					•						
General Electric	TED		•*					•						
General Electric	TEF		•*					•						
General Electric	TEL		•*					•						
General Electric	TEML		•*					•						
General Electric	TEY		•					•						
General Electric	TF		•					•						
General Electric	TFC		•*					•						
General Electric	TFJ			•										
General Electric	TFK			•										
General Electric	TFL			•										
General Electric	THED		•*					•						
General Electric	THEF		•*					•						
General Electric	THFK			•										
General Electric	THHQB					•		•						
General Electric	THHQB-A	•	•					•						
General Electric	THHQB-S		•					•						
General Electric	THHQC					•		•						
General Electric	THHQC-A	•	•					•						
General Electric	THHQC-S		•					•						
General Electric	THHQL					•		•						
General Electric	THHQL-A	•	•					•						
General Electric	THHQL-S		•					•						
General Electric	THJK4			•**										
General Electric	THJK6			•**										
General Electric	THKM12				•									
General Electric	THKM8				•									
General Electric	THLC1		•*											
General Electric	THQB					•		•						
General Electric	THQB GF													
General Electric	THQB-A	•	•					•						
General Electric	THQB-S		•					•						
General Electric	THQC					•		•						
General Electric	THQC-A	•	•					•						
General Electric	THQC-AL					•		•						
General Electric	THQC-S		•					•						
General Electric	THQD		•*					•						
General Electric	THQDBL							•						
General Electric	THQL					•		•						
General Electric	THQL-A	•	•					•						
General Electric	THQL-S		•					•						
General Electric	TJ2			•**	•									
General Electric	TJ4			•										
General Electric	TJC		•*					•						
General Electric	TJD			•**										
General Electric	TJJ			•**										
General Electric	TJK			•**										
General Electric	TJS			•**										
General Electric	TK4V			•										
General Electric	TKC		•*					•						
General Electric	TKM				•									
General Electric	TKMA8				•									
General Electric	TQB					•		•						
General Electric	TQB-A	•	•					•						
General Electric	TQB-S		•					•						
General Electric	TQC					•		•						
General Electric	TQC-A	•	•					•						
General Electric	TQC-S		•					•						
General Electric	TQD		•											
General Electric	TQL													
General Electric	TQL													
General Electric	TQL-A	•	•					•						
General Electric	TQL-S		•					•						
General Electric	V										•			
GE Vynckier	Series E										•			
GE Vynckier	Series G										•			
Hager	MFN716													•
Hager	453717								•					
Hager	MW216A								•					
Hager	MW620A								•					
Hager	H125N		•											
Hager	H250N		•											
Hager	H400XS			•										
Hager	H630XS			•										
Heinemann	LB		•*											
Heinemann	LF		•*											

* - Cleat (065404) accessory required ** - Cleat (065406) accessory required

Breaker compatibility overview

See page...

- Standard Circuit Breaker: 64-65
- EZ Panel Loc™: 62
- Mini Circuit Breaker Lockouts: 62

		Circuit Breaker Lockout (Standard/ TAGLOCK™)					EZ Panel Loc™ (Standard/ TAGLOCK™)		Mini Circuit Breaker Lockouts					
		120V Snap On (w/ hole)	120/277V Clamp On (no hole)	480/600V Clamp On (no hole)	Oversize 480/600V	Universal Multi-pole (tie bar)	Snap On (SQD QO)	Clamp On (Universal)	Pin Out Standard	Pin In Standard	Pin Out Wide	Pin Out Wide Rotary	Multi-pole w/ TieBar	Universal Mini Breaker Lockout
		065387	065396	065397	065329	066321	051252	051254	090844	090847	090850	149433	090853	149514
		148689	148690	148701	148692	148702	148696							
		148693	148698	148687	148691	148697	148688							
		148694	148699	148686	148685	148695	148700							
Manufacturer	Type													
Heinemann	LJ		•*											
Kapp	LS68									•				
Legrand	04302									•				
Legrand	06469									•				
Legrand	01908							•						
Legrand	01935												•	
Legrand	01980												•	
Lemag	SD62		•											
Merlin Gerin	B100A										•		•	
Merlin Gerin	C32N							•						
Merlin Gerin	C45AD							•						
Merlin Gerin	C60a							•						
Merlin Gerin	C60H							•						
Merlin Gerin	C60N							•						
Merlin Gerin	C80A										•		•	
Merlin Gerin	NC100H										•			
Merlin Gerin	NC125H										•			
Merlin Gerin	NC100L										•			
Merlin Gerin	NC100LH										•			
Merlin Gerin	NC100L MA										•			
Merlin Gerin	NC100N										•			
Merlin Gerin	NS100		•											
Merlin Gerin	NS250N		•											
Merlin Gerin	C801N				•									
Merlin Gerin	C1251N				•									
Merlin Gerin	CE104N		•*											
Merlin Gerin	CK1200NA				•									
Merlin Gerin	CJ			•**										
Proteus	BSEN60947-3					•								
Proteus	AC22BS5419					•								
Proteus	C16							•						
Proteus	C6							•						
Schneider	IC60													•
Siemens ITE	5SX11										•			
Siemens ITE	5SX12												•	
Siemens ITE	5SX13												•	
Siemens ITE	5SX21									•				
Siemens ITE	5SQ11									•				
Siemens ITE	5SQ12												•	
Siemens ITE	5SQ13												•	
Siemens ITE	5SQ16												•	
Siemens ITE	5SN22												•	
Siemens ITE	BL	•	•				•	•						
Siemens ITE	BL					•								
Siemens ITE	BLF-GFI					•								
Siemens ITE	BLH	•	•											
Siemens ITE	BLH					•								
Siemens ITE	BQ	•	•											
Siemens ITE	BQ					•								
Siemens ITE	BQCH		•											
Siemens ITE	BQD		•											
Siemens ITE	BQH	•	•											
Siemens ITE	BQH					•								
Siemens ITE	CED6		•											
Siemens ITE	CFD6			•**										
Siemens ITE	CFD6-ETI			•**										
Siemens ITE	CJ3			•										
Siemens ITE	CJD6			•										
Siemens ITE	CJD6-ETI			•										
Siemens ITE	CLF			•										
Siemens ITE	CMD6				•									
Siemens ITE	CMD6-ETI				•									
Siemens ITE	CND6				•									
Siemens ITE	CPD6				•									
Siemens ITE	CQD		•*											
Siemens ITE	E2		•											
Siemens ITE	E4		•											
Siemens ITE	ED		•											
Siemens ITE	ED4		•											
Siemens ITE	ED6		•											
Siemens ITE	ED6-ETI		•											
Siemens ITE	EE3		•*											
Siemens ITE	EH3		•*											
Siemens ITE	EQP					•								
Siemens ITE	EQT QF													
Siemens ITE	ET		•*											
Siemens ITE	FD6A			•**										
Siemens ITE	FJ2-B		•*	•**										
Siemens ITE	FJ3			•										
Siemens ITE	FJ6			•**										

* - Cleat (065404) accessory required ** - Cleat (065406) accessory required

Breaker compatibility overview

See page...

- Standard Circuit Breaker: 64-65
- EZ Panel Loc™: 62
- Mini Circuit Breaker Lockouts: 62

Manufacturer		Circuit Breaker Lockout (Standard/ TAGLOCK™)					EZ Panel Loc™ (Standard/ TAGLOCK™)		Mini Circuit Breaker Lockouts					
		120V Snap On (w/ hole)	120/277V Clamp On (no hole)	480/600V Clamp On (no hole)	Oversize 480/600V	Universal Multi-pole (tie bar)	Snap On (SQD QO)	Clamp On (Universal)	Pin Out Standard	Pin In Standard	Pin Out Wide	Pin Out Wide Rotary	Multi-pole w/ TieBar	Universal Mini Breaker Lockout
		065387	065396	065397	065329	066321	051252	051254	090844	090847	090850	149433	090853	149514
		148689	148690	148701	148692	148702	148696							
		148693	148698	148687	148691	148697	148688							
		148694	148699	148686	148685	148695	148700							
Siemens ITE	FXD6A			•**										
Siemens ITE	FXD6-ETI			•**										
Siemens ITE	GF		•					•						
Siemens ITE	HBL	•	•					•						
Siemens ITE	HBL					•		•						
Siemens ITE	HBQ	•	•					•						
Siemens ITE	HBQ					•		•						
Siemens ITE	HE4		•					•						
Siemens ITE	HED4		•					•						
Siemens ITE	HED6		•					•						
Siemens ITE	HFD6			•**										
Siemens ITE	HFXD6			•**										
Siemens ITE	HHED6		•					•						
Siemens ITE	HHFD6			•**										
Siemens ITE	HHJD6			•										
Siemens ITE	HHJXD6			•										
Siemens ITE	HJD6			•										
Siemens ITE	HJXD6			•										
Siemens ITE	HMD6				•									
Siemens ITE	HMXD6				•									
Siemens ITE	HN3				•									
Siemens ITE	HND6				•									
Siemens ITE	HNXD6				•									
Siemens ITE	HPD6				•									
Siemens ITE	HPXD6				•									
Siemens ITE	HQJ2-H		•					•						
Siemens ITE	HQP	•	•					•						
Siemens ITE	HQP					•		•						
Siemens ITE	HQPP	•	•					•						
Siemens ITE	HQPP					•		•						
Siemens ITE	HQPPH					•		•						
Siemens ITE	HRD6				•									
Siemens ITE	HRXD6				•									
Siemens ITE	JD2				•									
Siemens ITE	JD6-A			•										
Siemens ITE	JJ3			•										
Siemens ITE	JJ6			•										
Siemens ITE	JL3			•										
Siemens ITE	JXD2-A			•										
Siemens ITE	JXD6-A			•										
Siemens ITE	KM3				•									
Siemens ITE	LL3			•										
Siemens ITE	LL6				•									
Siemens ITE	LXD6-ETI				•									
Siemens ITE	MD6				•									
Siemens ITE	MXD6				•									
Siemens ITE	MXD6-ETI				•									
Siemens ITE	ND6				•									
Siemens ITE	NH3-F800				•									
Siemens ITE	NXD6				•									
Siemens ITE	PD6				•									
Siemens ITE	PXD6				•									
Siemens ITE	QJ2		•*					•						
Siemens ITE	QJ2-H		•*					•						
Siemens ITE	QJH2		•*					•						
Siemens ITE	QP	•	•					•						
Siemens ITE	QP					•		•						
Siemens ITE	QP1		•					•						
Siemens ITE	QPH	•	•					•						
Siemens ITE	QPH					•		•						
Siemens ITE	QPP	•	•					•						
Siemens ITE	QPP					•		•						
Siemens ITE	QPPH	•	•					•						
Siemens ITE	QPPH					•		•						
Siemens ITE	RD6				•									
Siemens ITE	RXD6				•									
Siemens ITE	SCMD6				•									
Siemens ITE	SCND6				•									
Siemens ITE	SHLD6-A				•									
Siemens ITE	SHMD6				•									
Siemens ITE	SHND6				•									
Siemens ITE	SMD6				•									
Siemens ITE	SND6				•									
Siemens ITE	SHPD6				•									
Siemens ITE	SPD6				•									
Siemens ITE	3VF3		•											
Simplex	NX			•**										
Square D	EDB		•					•						
Square D	EGB		•					•						
Square D	EH4		•					•						

* - Cleat (065404) accessory required ** - Cleat (065406) accessory required

Breaker compatibility overview

See page...

- Standard Circuit Breaker: 64-65
- EZ Panel Loc™: 62
- Mini Circuit Breaker Lockouts: 62

Manufacturer	Type	Circuit Breaker Lockout (Standard/ TAGLOCK™)					EZ Panel Loc™ (Standard/ TAGLOCK™)		Mini Circuit Breaker Lockouts					
		120V Snap On (w/ hole)	120/277V Clamp On (no hole)	480/600V Clamp On (no hole)	Oversize 480/600V	Universal Multi-pole (tie bar)	Snap On (SQD QO)	Clamp On (Universal)	Pin Out Standard	Pin In Standard	Pin Out Wide	Pin Out Wide Rotary	Multi-pole w/ TieBar	Universal Mini Breaker Lockout
		065387	065396	065397	065329	066321	051252	051254	090844	090847	090850	149433	090853	149514
		148689	148690	148701	148692	148702	148696							
		148693	148698	148687	148691	148697	148688							
		148694	148699	148686	148685	148695	148700							
Square D	EHB		•					•						
Square D	EHB					•								
Square D	EJB		•					•						
Square D	EZ				•									
Square D	FA		•*											
Square D	FAL		•*											
Square D	FC		•*											
Square D	FCL		•*											
Square D	FDA		•					•						
Square D	FGA							•						
Square D	FH		•*											
Square D	FHL		•*											
Square D	FHL-DC		•*											
Square D	FHP		•*											
Square D	FI		•*											
Square D	FIL		•*											
Square D	FY		•*											
Square D	GJL		•*											
Square D	KA		•*											
Square D	KAL		•*											
Square D	KAP			•										
Square D	KC		•*											
Square D	KCL		•*											
Square D	KH		•*											
Square D	KHL		•*											
Square D	KI		•*											
Square D	KIL		•*											
Square D	LA			•**										
Square D	LAL			•**	•									
Square D	LAP			•**	•									
Square D	LC				•									
Square D	LCP				•									
Square D	LH			•**										
Square D	LHL			•**	•									
Square D	LHP			•**	•									
Square D	L2				•									
Square D	LXL				•									
Square D	MA			•**										
Square D	MA				•									
Square D	MAL				•									
Square D	MH				•									
Square D	MH			•**										
Square D	MHL				•									
Square D	ML-1			•**										
Square D	ML-3				•									
Square D	MXL				•									
Square D	Q1B		•					•						
Square D	Q1L		•					•						
Square D	Q2		•*											
Square D	Q2H		•*											
Square D	Q2L		•*											
Square D	Q2MT		•*											
Square D	Q4			•**										
Square D	Q4L			•**										
Square D	QO						•							
Square D	QO	•	•				•	•						
Square D	QOB						•							
Square D	QOB	•	•				•	•						
Square D	QOB-H						•							
Square D	QOB-VH	•	•				•							
Square D	QOB-VH					•								
Square D	QO-H						•							
Square D	QOM1-VH		•					•						
Square D	QOM2-VH		•					•						
Square D	QO-SWN	•	•				•	•						
Square D	QOU						•							
Square D	QOU		•				•	•						
Square D	QOU w/tie bar					•		•						
Square D	QO-VH						•							
Square D	QO-VH	•	•				•	•						
Square D	QYU						•							
Square D	Y1			•										
Sursum	EA53										•			
Sylvania GTE	QC					•		•						
Sylvania GTE	Type C					•		•						
Thomas & Betts	F Frame		•					•						
Toshiba	E225B		•*											
Westinghouse	BA w/tie bar					•								
Westinghouse	BA	•	•					•						
Westinghouse	BAB	•	•					•						

* - Cleat (065404) accessory required ** - Cleat (065406) accessory required

Breaker compatibility overview

See page...

- Standard Circuit Breaker: 64-65
- EZ Panel Loc™: 62
- Mini Circuit Breaker Lockouts: 62

Manufacturer	Type	Circuit Breaker Lockout (Standard/ TAGLOCK™)					EZ Panel Loc™ (Standard/ TAGLOCK™)		Mini Circuit Breaker Lockouts					
		120V Snap On (w/ hole)	120/277V Clamp On (no hole)	480/600V Clamp On (no hole)	Oversize 480/600V	Universal Multi-pole (tie bar)	Snap On (SQD QO)	Clamp On (Universal)	Pin Out Standard	Pin In Standard	Pin Out Wide	Pin Out Wide Rotary	Multi-pole w/ TieBar	Universal Mini Breaker Lockout
		065387 <i>148689</i> <i>148693</i> <i>148694</i>	065396 <i>148690</i> <i>148698</i> <i>148699</i>	065397 <i>148701</i> <i>148687</i> <i>148686</i>	065329 <i>148692</i> <i>148691</i> <i>148685</i>	066321 <i>148702</i> <i>148697</i> <i>148695</i>	051252 <i>148696</i> <i>148688</i> <i>148700</i>	051254	090844	090847	090850	149433	090853	149514
Westinghouse	BR	•	•				•							
Westinghouse	BR w/tie bar					•								
Westinghouse	BRH w/tie bar					•								
Westinghouse	CA		•*											
Westinghouse	DA			•										
Westinghouse	DK			•										
Westinghouse	EB		•*				•							
Westinghouse	ED		•				•							
Westinghouse	EH		•				•							
Westinghouse	EHB		•*											
Westinghouse	EHD		•											
Westinghouse	FA		•*				•							
Westinghouse	FB		•*				•							
Westinghouse	FD		•				•							
Westinghouse	FDB		•				•							
Westinghouse	FDC		•				•							
Westinghouse	FP			•**										
Westinghouse	GB		•				•							
Westinghouse	GBH		•				•							
Westinghouse	GHB		•				•							
Westinghouse	GR			•										
Westinghouse	HBAW	•	•				•							
Westinghouse	HBAX	•	•				•							
Westinghouse	HCA		•*				•							
Westinghouse	HFB		•*				•							
Westinghouse	HFD		•				•							
Westinghouse	HKD			•										
Westinghouse	HLA			•										
Westinghouse	HLB			•										
Westinghouse	HMC			•										
Westinghouse	HMCP		•*				•							
Westinghouse	HNC				•									
Westinghouse	HQNP		•				•							
Westinghouse	HQP	•	•				•							
Westinghouse	JA			•										
Westinghouse	JB			•										
Westinghouse	JD			•										
Westinghouse	JDB			•										
Westinghouse	KA			•**										
Westinghouse	KB			•										
Westinghouse	LA			•**										
Westinghouse	LB			•										
Westinghouse	LBB			•										
Westinghouse	LH			•										
Westinghouse	MA			•**										
Westinghouse	MC			•**										
Westinghouse	MCC			•**										
Westinghouse	MCPO		•*				•							
Westinghouse	NB				•									
Westinghouse	P		•				•							
Westinghouse	PA													
Westinghouse	QBHW	•	•				•							
Westinghouse	QC	•	•				•							
Westinghouse	QC					•								
Westinghouse	QCHQ	•	•				•							
Westinghouse	QHCW	•	•				•							
Westinghouse	QHCV	•	•				•							
Westinghouse	QHPW	•	•				•							
Westinghouse	QPHW	•	•				•							
Westinghouse	Quicklag P		•				•							
Westinghouse	RE		•				•							
Westinghouse	RH			•										
Westinghouse	WPHX	•	•				•							
Wylex	WRS40/2							•						
Zinsco	HQB		•				•							
Zinsco	QB		•				•							

* - Cleat (065404) accessory required ** - Cleat (065406) accessory required



Belgium & Luxembourg

+32 (0) 52 45 78 11
benelux@bradycorp.com

Czech Republic

+420 776 302 229
czechrepublic@bradycorp.com

Denmark

+45 66 14 44 00
denmark@bradycorp.com

France

+33 (0) 3 20 76 94 48
france@bradycorp.com

Germany, Austria & Switzerland

+49 (0) 6103 7598 660
germany@bradycorp.com

Hungary

+36 23 500 275
hungary@bradycorp.com

Italy

+39 02 26 00 00 22
italy@bradycorp.com

Netherlands

+31 (0)70 323 62 98
benelux@bradycorp.com

Norway

+47 70 13 40 00
norway@bradycorp.com

Poland

+48 22 104 6262
poland@bradycorp.com

Qatar, Saudi Arabia & UAE

+971 4881 2524
me@bradycorp.com

Slovakia

+421 902 939 406
slovakia@bradycorp.com

South Africa

+27 11 704 3295
africa@bradycorp.com

Spain & Portugal

+34 900 902 993
spain@bradycorp.com
portugal@bradycorp.com

**Sweden, Finland, Estonia, Latvia,
Lithuania**

+46 (0) 8 590 057 30
sweden@bradycorp.com

Turkey

+90 212 264 02 20
turkey@bradycorp.com

UK & Ireland

+44 (0) 1295 228 288
uk@bradycorp.com

We make products that make the world a safer and smarter place. From the depths of the ocean to outer space, from the factory floor to the delivery room - we're just about everywhere you look.



To help minimise our impact on the environment, Brady limits its number of reprints.

Updated versions are always available for download on bradyeurope.com/downloads.



Search for: EUR-M-415-EN



Y2370188

Your distributor