



**Increase workplace safety  
& protect food safety**

# CONTENTS

- 3** Why this guide
- 4** Benefits of identification
- 8** Solutions
- 15** Implementation areas
- 17** Plant tour guide



## Why this guide

Food & beverage industries account for almost 24% of all manufacturing injuries according to EU OSHA. While workplace safety and compliance is a high priority in the industry, food safety always comes first.

Industrial safety identification solutions with low contamination risk offer new opportunities to reduce workplace accidents and increase workplace safety while securing food safety.





# Benefits of identification

## Increase workplace safety

In the food processing industry, safety hazards are around every corner. Whether it is slippery floors, chemical exposure, pinch points, washdown or industrial machinery maintenance, safety challenges are a constant presence.

In fact, statistics from EU OSHA show that almost 24% of manufacturing injuries occur in food & beverage industries.

When you consider the safety obstacles of a food processing environment, it's clear that workplace visuals are essential. However, concerns for food safety within harsh washdown environments prevent many food processors from properly identifying hazards on the processing floor – but not anymore!



## Protect food safety

Food safety is often a top priority for food processors. When this goal is met with the harsh washdown environment, you are forced to decide between maintaining a high level of food safety and implementing workplace safety, continuous improvement and compliance best practices.

With ToughWash signs, labels and tags, you no longer have to choose. You can confidently create a visual workplace for employees, while maintaining a strong food safety programme.



**Hair nets  
REQUIRED  
in this area**





**NOTICE**

**DO NOT LEAVE  
MACHINE  
UNATTENDED**

TOUGH LIGHT  
Hard Hat - Lanes and Signs

Consult your Brady representative for more information.

## Increase efficiency

By offering best practice operating and maintenance procedures on the machine they were designed for, companies can increase productivity and reduce waste. Directional labels, shelf identification and other facility identification help implement a lean manufacturing environment with benefits for workforce education.

## Increase compliance

Food safety is the number one issue facing food processors. Food recalls cost processors millions and damage brand reputation. Because food safety directly impacts public health, government agencies develop stringent regulations. To comply with these, food processors must develop protocols and ensure implementation on the processing floor. This can be done with ToughWash labels.





# Solutions

## Safety signs

All ISO 7010 safety signs are available in ToughWash harsh washdown resistant label materials to caution coworkers and inform them about mandatory personal protection equipment.

Brady provides:

- compliant preprinted safety signs on reliable, industrial grade materials that can resist harsh in- or outdoor conditions
- an easy to use Brady Workstation app with free trial that enables users to design their own signs on demand
- on-site printing systems to print any safety sign you may need using only one or two industrial grade, self-adhesive sign materials for in- or outdoor use

[Get the free guide](#)



NO SMOKING  
NO FLAMES  
NO SPARKS

PERSONAL PROTECTIVE  
EQUIPMENT REQUIRED  
IN COKING UNIT





## GHS/CLP labels

Companies in the European Union are required to identify and label all chemicals in the workplace in line with the GHS/CLP regulation.

Brady provides:

- reliable, blank or preprinted GHS/CLP labels that stay attached and remain legible when exposed to a wide range of chemicals
- an easy to use Brady Workstation app with free trial and predefined chemical descriptions, symbols and signal words
- on-site printing systems that enable users to print reliable and compliant GHS/CLP labels whenever they are needed

**Get the brochure**



## Pipe marking

Easily identify the contents of factory pipes with colour coded pipe markers to increase maintenance efficiency and warn employees and first responders about potential danger.

Brady provides:

- reliable, preprinted pipe markers that can comply with any national or company colour code and with GHS/CLP legislation
- an easy to use Brady Workstation app with free trial that enables users to design their own pipe markers on demand
- printing systems and reliable, blank label materials to print a wide range of pipe markers on-site and on demand
- an on-site survey to help determine pipe marking needs in line with applicable legislation

[Get the free guide](#)





## Floor marking

Reliable floor marking for low, medium and heavy traffic floors is available to separate traffic into safe walking paths and vehicle traffic lanes.

Brady provides:

- reliable floor marking tape in a wide range of colours in 3 quality levels for low, medium and heavy traffic floors
- easy to apply PaintStripe stencils to paint straight lines on almost any floor type

**Get the free guide**





## Visual tagging

Easily communicate and update safe or unsafe to use equipment and asset statuses after inspection.

Brady provides:

- reliable preprinted write-on tags to communicate the latest inspection date and a safe or unsafe use equipment status
- tough tag holders available for a wide range of equipment, designed to be attached without complicating the use of the equipment
- Safetrak inspection management software to brief inspectors on their smartphone and to support inspections in the field by immediately uploading inspection results to a centrally managed database

**Get the brochure**





## Lockout/Tagout

Neutralise the flow of energy or supplies to any machine before maintenance starts to avoid workplace accidents.

Brady provides:

- reliable, highly customisable, colour coded padlocks designed to last in challenging industrial conditions
- dedicated lockout devices to neutralise machinery by blocking in the off-position a wide range of valves, buttons, flanges and other energy or supply control points
- highly visible and customisable preprinted or on-site printable tags to communicate why machines are locked out
- Lockout/Tagout best practice procedure writing services, combined with an on-site survey to help identify Lockout/Tagout needs
- Link360 procedure management software to easily scale, approve, update and manage Lockout/Tagout procedures

[Get the guide](#)

## Spill Control

Proactively and reactively prevent spills from spreading on the work floor to avoid contamination and workplace accidents like slips and falls.

Brady provides:

- a wide range of highly absorbing, highly flexible meltblown polypropylene spill control solutions that can be used proactively and reactively
- spill containment reservoirs for drums and IBC's
- granules to absorb spilled liquids caught in cracks and crevices

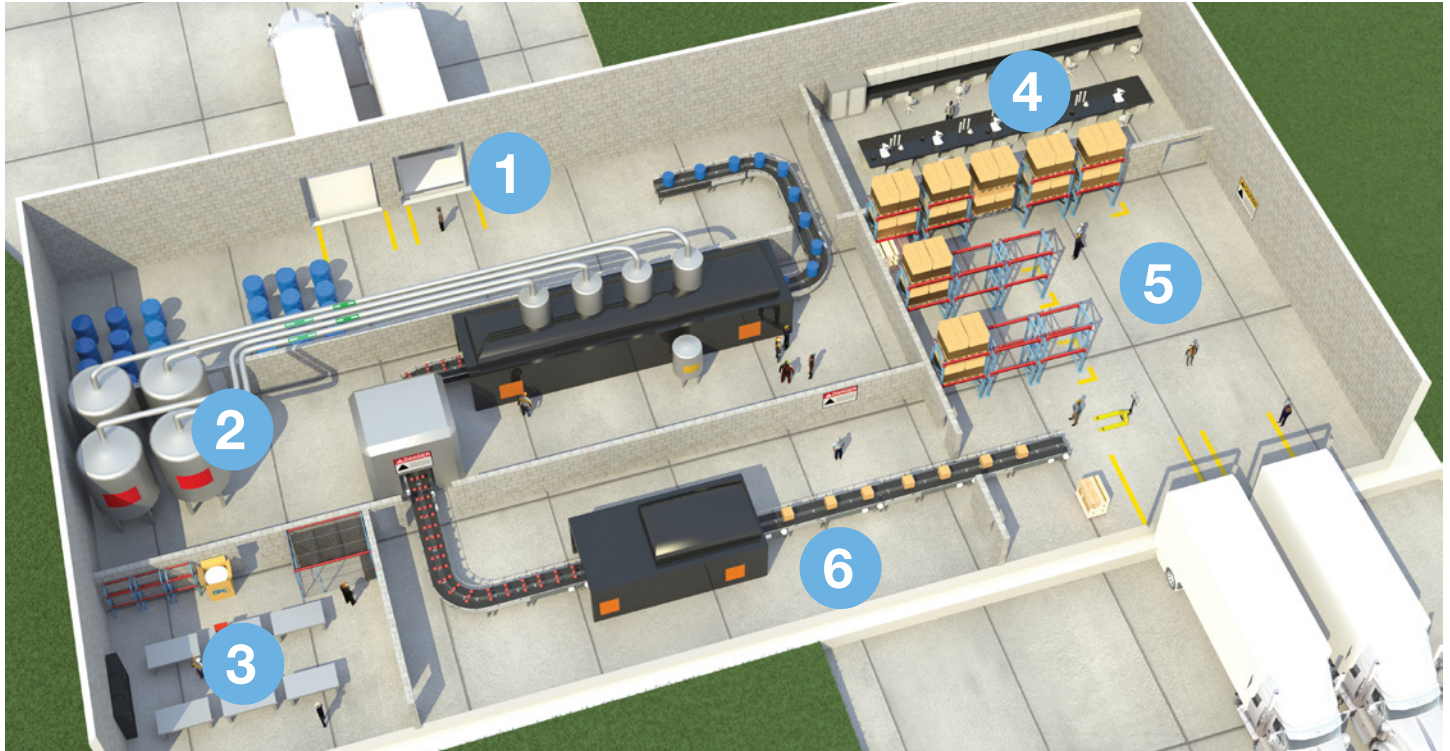
**Get the guide**






# Implementation areas

The foundation of a safe and profitable food processing plant is the safety measures and procedures you implement within your workplace. Brady understands the need to maintain a clean, safe, and visually instructive working environment, and so focuses on providing products that are designed specifically for this market. Brady will assist you in solving your facility's top workplace safety issues to help you reach your quality, productivity, and most importantly, food safety goals



1



### Receiving

Mark designated walkways with reliable floor marking tape to keep traffic flow safe and work areas clear of clutter.

2



### Production

With our washdown resistant signs and labels, you can put instructional and safety signage at the point-of-need to get your message noticed, ensuring the highest quality of product is produced. Maximise operational and employee safety by identifying potential hazards and critical control points. Identify pipe contents and flow direction.

3



### Maintenance

Keep your workers safe and your facility in compliance with the right lockout/tagout products and machine specific procedures for all of your power sources. Also, be ready for any unexpected spills by keeping the right absorbents on hand for quick clean-up.


4



### Quality and Research Labs

Maintain data integrity and sample inventory accuracy by using labels that resist laboratory processes and stay where you put them. Identify dangerous substances with a GHS/CLP label.

5



### Raw material storage and warehousing

Prevent cross contamination by clearly marking your storage areas with highly visible and durable labels.

6



### Packaging and bottling

Reduce on-the-job injuries and downtime by identifying common safety hazards such as pinch points and slippery floors.



# Plant tour guide

Brady has prepared a plant tour guide with more identification tips to help increase safety and efficiency per section of a typical food or beverage plant.

Discover more identification tips for

- receiving
- ingredient storage
- pre-production staging
- production
- packaging
- finished good warehouse
- shipping

[Get the plant tour guide!](#)



**DANGER!  
CONFINED  
SPACE**

**TANK 5**

**Africa**

Randburg, South Africa  
Tel: +27 11 704 3295  
africa@bradycorp.com

**Benelux**

Zele, Belgium  
Tel. +32 (0) 52 45 78 11  
benelux@bradycorp.com

**Central & Eastern Europe**

Bratislava, Slovakia  
Tel. +421 2 3300 4800  
central\_europe@bradycorp.com

**Denmark**

Odense  
Tel. +45 66 14 44 00  
denmark@bradycorp.com

**France**

Roncq  
Tel. +33 (0) 3 20 76 94 48  
france@bradycorp.com

**Germany, Austria & Switzerland**

Egelsbach, Germany  
Tel. +49 (0) 6103 7598 660  
germany@bradycorp.com

**Hungary**

Budaörs  
Tel. +36 23 500 275  
central\_europe@bradycorp.com

**Italy**

Gorgonzola  
Tel: +39 02 26 00 00 22  
italy@bradycorp.com

**Middle East FZE**

Dubai, UAE  
Tel. +971 4881 2524  
me@bradycorp.com

**Norway**

Kjeller  
Tel. +47 70 13 40 00  
norway@bradycorp.com

**Romania**

Bucharest  
Tel: +40 21 202 3032  
central\_europe@bradycorp.com

**Russia**

Moscow  
Tel: +7 495 269 47 87  
central\_europe@bradycorp.com

**Spain & Portugal**

Madrid, Spain  
Tel. +34 900 902 993  
spain@bradycorp.com  
portugal@bradycorp.com

**Sweden, Finland, Baltic States**

Kista, Sweden  
Tel. +46 (0) 8 590 057 30  
sweden@bradycorp.com

**Turkey**

Istanbul  
Tel. +90 212 264 02 20 / 264 02 21  
turkey@bradycorp.com

**UK & Ireland**

Banbury, UK  
Tel. +44 (0) 1295 228 288  
uk@bradycorp.com

**We identify and protect people,  
products and premises.**

**[www.bradyeurope.com](http://www.bradyeurope.com)**

08.04.2020

EUR-M-013-EN

© 2020 Brady Worldwide inc. All rights reserved

