

GHS Labeling Cheat Sheet

www.BradyID.com/GHS

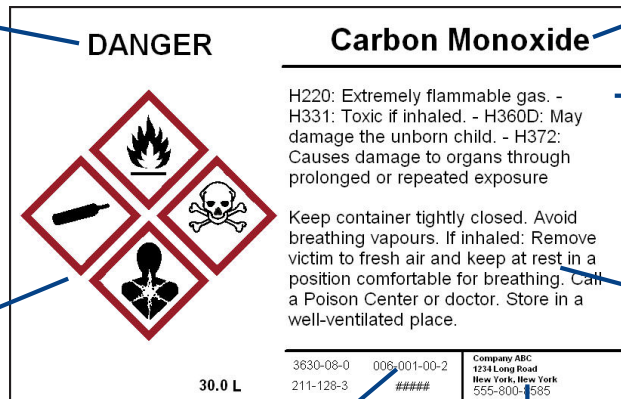
Six elements of the new Globally Harmonized Standard (GHS) label format

1. Signal Word:

Indicates relative level of hazard. "Danger" is used for most severe instances, while "Warning" is less severe.

2. Symbols (Hazard Pictograms):

Convey health, physical and environmental hazard information with red diamond pictograms. May use a combination of one to five symbols.



**Additional Product Identifiers*

3. Product Name or Identifiers*

4. Hazard Statements:

Phrases that describe the nature of hazardous products and oftentimes the degree of hazard.

5. Precautionary Statements:

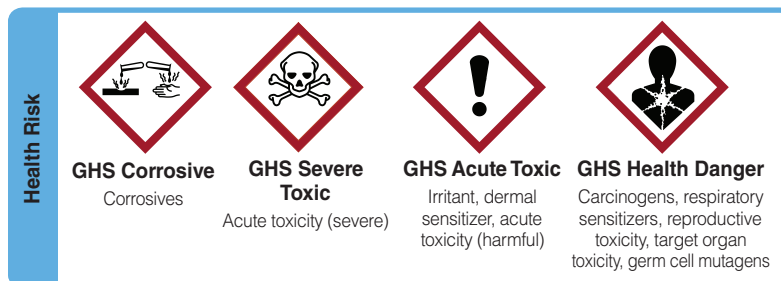
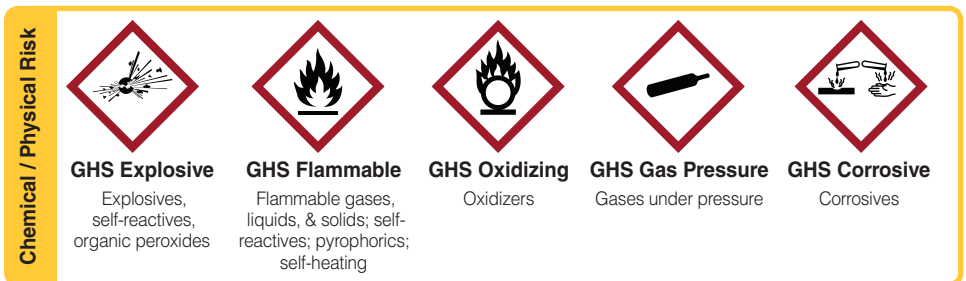
Phrases associated with each hazard statement, that describe general preventative, response, storage or disposal precautions.

6. Manufacturer Information:

Company name, address & telephone number.

GHS pictogram symbols and hazard classes

The new GHS symbols, also known as hazard pictograms, will be used to identify hazardous products and are commonly grouped by chemical/physical risk, health risk and environmental risk.



For more information on GHS, visit www.BradyID.com/GHS